













## Individual Results - Women TRAVEL THE WORLD - Australia | #2 | EU

Caves route AU | #2

Start time UTC: 18:00:00

Rank abs/cat	Jersey	Name	CoR	DoB	INT1	INT2	Finishtime							
1.		<b>Colborne Henrietta</b> GT Krush Tunap Pro Cycling		1998	00:15:07.7	00:27:08.3	<b>00:40:10.5</b> +00:00:00.0							
1.Women 21 - 30					2000m 00:03:43.2	4000m 00:07:07.0	6000m 00:10:44.3	11000m 00:17:38.9	13000m 00:20:02.9	15000m 00:22:42.0	20000m 00:30:15.5	22000m 00:33:47.4	24000m 00:37:09.8	26000m 00:39:47.3
2.		<b>Švarcová Hana</b>		1982	00:15:46.0	00:28:09.8	<b>00:41:41.5</b> +00:01:31.0							
1.Women 31 - 40					2000m 00:03:56.2	4000m 00:07:25.0	6000m 00:11:11.5	11000m 00:18:20.0	13000m 00:20:52.4	15000m 00:23:39.9	20000m 00:31:15.3	22000m 00:34:55.0	24000m 00:38:26.6	26000m 00:41:15.9
3.		<b>Griesche Cornelia</b>		1993	00:16:35.1	00:29:20.4	<b>00:42:08.7</b> +00:01:58.2							
2.Women 21 - 30					2000m 00:04:37.3	4000m 00:08:13.3	6000m 00:12:04.0	11000m 00:19:10.6	13000m 00:21:43.9	15000m 00:24:30.1	20000m 00:32:19.4	22000m 00:35:56.5	24000m 00:39:17.0	26000m 00:41:48.0
4.		<b>Betteridge Zoe</b> Southfork Racing		1977	00:16:16.8	00:28:59.1	<b>00:42:31.6</b> +00:02:21.1							
1.Women 41 - 50					2000m 00:04:14.6	4000m 00:07:44.9	6000m 00:11:34.8	11000m 00:18:48.3	13000m 00:21:22.6	15000m 00:24:12.8	20000m 00:31:56.5	22000m 00:35:42.0	24000m 00:39:18.8	26000m 00:42:07.2
5.		<b>Chedburn Lauren</b>		1985	00:15:38.9	00:28:58.9	<b>00:42:36.6</b> +00:02:26.0							
2.Women 31 - 40					2000m 00:03:59.1	4000m 00:07:24.9	6000m 00:11:08.8	11000m 00:18:12.0	13000m 00:20:40.1	15000m 00:23:26.4	20000m 00:32:07.6	22000m 00:35:56.5	24000m 00:39:32.2	26000m 00:42:12.5
6.		<b>Klembarová Jana</b>		1994	00:16:21.2	00:29:45.7	<b>00:44:08.9</b> +00:03:58.4							
3.Women 21 - 30					2000m 00:04:01.2	4000m 00:07:38.0	6000m 00:11:35.9	11000m 00:19:04.2	13000m 00:21:49.8	15000m 00:24:49.0	20000m 00:33:13.2	22000m 00:37:04.0	24000m 00:40:45.9	26000m 00:43:42.9
7.		<b>Mónica</b>		1975	00:17:25.8	00:30:43.1	<b>00:45:20.9</b> +00:05:10.4							
2.Women 41 - 50					2000m 00:04:24.2	4000m 00:08:13.5	6000m 00:12:20.5	11000m 00:20:02.0	13000m 00:22:44.3	15000m 00:25:44.8	20000m 00:34:05.6	22000m 00:38:06.9	24000m 00:41:57.2	26000m 00:44:54.7
8.		<b>Roberts Maxine</b> Team Portsmouth		1955	00:17:28.8	00:31:02.1	<b>00:45:22.7</b> +00:05:12.2							
1.Women 50+					2000m 00:04:46.6	4000m 00:08:34.4	6000m 00:12:35.5	11000m 00:20:10.1	13000m 00:22:53.4	15000m 00:26:01.0	20000m 00:34:19.9	22000m 00:38:21.9	24000m 00:42:03.5	26000m 00:44:57.8
9.		<b>Brunborg Gerd Inger</b>		1981	00:17:46.8	00:31:17.4	<b>00:46:06.2</b> +00:05:55.7							
3.Women 31 - 40					2000m 00:04:42.7	4000m 00:08:36.5	6000m 00:12:44.4	11000m 00:20:31.3	13000m 00:23:11.2	15000m 00:26:11.9	20000m 00:34:37.4	22000m 00:38:45.9	24000m 00:42:43.5	26000m 00:45:40.7
10.		<b>Harrison Belinda</b> Medway Tri		1975	00:17:28.8	00:31:19.4	<b>00:46:07.4</b> +00:05:56.9							
3.Women 41 - 50					2000m 00:04:25.5	4000m 00:08:21.3	6000m 00:12:31.3	11000m 00:20:10.1	13000m 00:22:53.6	15000m 00:26:04.0	20000m 00:34:45.0	22000m 00:38:53.0	24000m 00:42:48.7	26000m 00:45:43.0

Rank abs/cat	Jersey	Name	CoR	DoB	INT1	INT2	Finishtime				
11.		<b>Rogers Kate</b>		1971	00:17:27.8	00:31:29.2	<b>00:46:20.9</b>	+00:06:10.4			
4.Women 41 - 50		2000m 4000m 6000m 11000m 13000m 15000m 20000m 22000m 24000m 26000m			00:04:29.7 00:08:24.4 00:12:28.6 00:20:18.0 00:23:10.7 00:26:19.7 00:34:59.9 00:39:07.9 00:42:52.7 00:45:54.5						
12.		<b>S Hana</b>		1974	00:17:53.0	00:31:49.7	<b>00:46:52.8</b>	+00:06:42.3			
5.Women 41 - 50		2000m 4000m 6000m 11000m 13000m 15000m 20000m 22000m 24000m 26000m			00:04:37.4 00:08:32.5 00:12:48.4 00:20:36.3 00:23:25.5 00:26:38.0 00:35:13.8 00:39:27.4 00:43:23.9 00:46:25.2						
13.		<b>Heyse Anka</b>		1987	00:17:54.1	00:31:54.7	<b>00:47:03.3</b>	+00:06:52.7			
4.Women 31 - 40		2000m 4000m 6000m 11000m 13000m 15000m 20000m 22000m 24000m 26000m			00:04:33.5 00:08:26.4 00:12:44.5 00:20:40.1 00:23:28.6 00:26:36.0 00:35:24.0 00:39:35.1 00:43:34.7 00:46:36.0						
14.		<b>Marafko Isabelle</b>		1969	00:17:59.8	00:32:03.5	<b>00:47:29.6</b>	+00:07:19.0			
2.Women 50+		2000m 4000m 6000m 11000m 13000m 15000m 20000m 22000m 24000m 26000m			00:04:38.4 00:08:35.6 00:12:47.4 00:20:40.1 00:23:28.6 00:26:46.8 00:35:37.2 00:39:54.4 00:43:54.9 00:47:02.2						
15.		<b>Ranta-Ojala Terhi</b>		1973	00:18:27.1	00:32:08.0	<b>00:47:30.5</b>	+00:07:20.0			
6.Women 41 - 50		2000m 4000m 6000m 11000m 13000m 15000m 20000m 22000m 24000m 26000m			00:05:21.9 00:09:15.7 00:13:29.0 00:21:18.4 00:24:03.0 00:27:06.9 00:35:29.1 00:40:13.2 00:44:01.1 00:47:04.2						
16.		<b>Misiarz Magdalena</b>		1984	00:18:00.2	00:32:40.9	<b>00:48:01.3</b>	+00:07:50.8			
5.Women 31 - 40		2000m 4000m 6000m 11000m 13000m 15000m 20000m 22000m 24000m 26000m			00:04:34.5 00:08:28.3 00:12:43.5 00:21:00.6 00:23:59.8 00:27:18.2 00:36:17.8 00:40:26.7 00:44:25.6 00:47:34.3						
17.		<b>Moest Ina</b>		1981	00:19:24.0	00:33:31.6	<b>00:48:20.7</b>	+00:08:10.1			
6.Women 31 - 40		2000m 4000m 6000m 11000m 13000m 15000m 20000m 22000m 24000m 26000m			00:05:25.1 00:09:33.0 00:14:08.4 00:22:09.1 00:24:52.0 00:28:04.7 00:36:40.9 00:41:05.1 00:45:01.7 00:47:55.2						
18.		<b>Skowska Beata</b>		1966	00:19:09.0	00:33:01.9	<b>00:48:29.1</b>	+00:08:18.6			
3.Women 50+		2000m 4000m 6000m 11000m 13000m 15000m 20000m 22000m 24000m 26000m			00:04:56.6 00:09:06.4 00:13:51.1 00:21:45.5 00:24:27.0 00:27:41.3 00:36:23.6 00:41:00.8 00:45:10.5 00:48:03.3						
19.		<b>Gabriel Coco</b>		1976	00:17:47.0	00:31:35.3	<b>00:49:19.1</b>	+00:09:08.6			
7.Women 41 - 50		2000m 4000m 6000m 11000m 13000m 15000m 20000m 22000m 24000m 26000m			00:04:29.4 00:08:24.5 00:12:40.3 00:20:34.4 00:23:20.6 00:26:30.1 00:35:43.5 00:40:54.9 00:45:39.9 00:48:52.4						
20.		<b>LAVACRY Katia</b>		1980	00:20:07.4	00:35:22.2	<b>00:52:23.1</b>	+00:12:12.6			
8.Women 41 - 50		2000m 4000m 6000m 11000m 13000m 15000m 20000m 22000m 24000m 26000m			00:05:17.7 00:09:31.8 00:14:21.3 00:23:01.3 00:25:57.7 00:29:27.0 00:39:09.8 00:44:05.2 00:48:37.5 00:51:55.3						
21.		<b>Leonte Madalina</b>		1974	00:20:01.0	00:35:58.5	<b>00:52:58.7</b>	+00:12:48.2			
9.Women 41 - 50		2000m 4000m 6000m 11000m 13000m 15000m 20000m 22000m 24000m 26000m			00:05:04.6 00:09:23.6 00:14:10.4 00:23:01.2 00:26:11.8 00:29:57.3 00:39:52.5 00:44:32.5 00:49:00.5 00:52:27.3						
22.		<b>Belec Zalig Maja</b>		1981	00:19:29.9	00:35:39.6	<b>00:53:30.6</b>	+00:13:20.1			
7.Women 31 - 40		2000m 4000m 6000m 11000m 13000m 15000m 20000m 22000m 24000m 26000m			00:04:48.7 00:09:02.8 00:13:42.7 00:22:39.4 00:25:49.6 00:29:26.0 00:39:32.3 00:44:44.3 00:49:28.8 00:52:59.5						
23.		<b>Porter Jules</b>		1968	00:21:14.8	00:36:56.7	<b>00:54:08.2</b>	+00:13:57.7			
4.Women 50+		2000m 4000m 6000m 11000m 13000m 15000m 20000m 22000m 24000m 26000m			00:05:21.0 00:10:10.9 00:15:23.7 00:24:09.8 00:27:09.2 00:30:50.9 00:40:41.6 00:45:33.8 00:50:18.6 00:53:37.0						
24.		<b>Oinn Maria</b>		1973	00:24:47.6	00:39:12.3	<b>00:54:46.8</b>	+00:14:36.3			
10.Women 41 - 50		2000m 4000m 6000m 11000m 13000m 15000m 20000m 22000m 24000m 26000m			00:10:23.0 00:14:32.4 00:19:04.6 00:27:37.3 00:30:25.4 00:33:47.3 00:42:44.7 00:47:10.1 00:51:18.2 00:54:20.5						

Rank abs/cat	Jersey	Name	CoR	DoB	INT1	INT2	Finishtime							
<b>25.</b>		<b>Otterson Jeni</b>		1974	00:21:22.5	00:37:05.1	<b>00:55:08.0</b>	<b>+00:14:57.5</b>						
Username <b>jeniotterson</b>														
11.Women 41 - 50		2000m 4000m 6000m 11000m		13000m 15000m 20000m 22000m 24000m 26000m	00:05:23.9	00:10:00.9	00:15:17.6	00:24:21.2	00:27:26.5	00:31:04.1	00:40:51.7	00:46:11.1	00:51:05.2	00:54:37.3
<b>26.</b>		<b>Anselmi Paola</b>		1973	00:21:08.9	00:37:56.2	<b>00:55:32.7</b>	<b>+00:15:22.2</b>						
Username <b>polette</b>														
12.Women 41 - 50		2000m 4000m 6000m 11000m		13000m 15000m 20000m 22000m 24000m 26000m	00:05:18.5	00:09:56.5	00:15:05.2	00:24:16.6	00:27:29.9	00:31:35.8	00:41:57.6	00:46:48.8	00:51:29.5	00:55:00.9
<b>27.</b>		<b>Häring Sabine</b>		1969	00:21:37.8	00:37:55.7	<b>00:56:59.4</b>	<b>+00:16:48.8</b>						
Username <b>bine03</b>														
5.Women 50+		2000m 4000m 6000m 11000m		13000m 15000m 20000m 22000m 24000m 26000m	00:05:40.8	00:10:21.4	00:15:37.7	00:24:38.2	00:27:43.4	00:31:29.1	00:42:00.5	00:47:34.5	00:52:54.4	00:56:26.7
<b>28.</b>		<b>Butler Karen</b>		1964	00:26:50.9	00:42:46.6	<b>00:59:42.0</b>	<b>+00:19:31.5</b>						
None														
Username <b>kbutlert</b>														
6.Women 50+		2000m 4000m 6000m 11000m		13000m 15000m 20000m 22000m 24000m 26000m	00:11:49.0	00:16:15.1	00:21:00.4	00:29:53.5	00:32:56.9	00:36:30.7	00:46:31.8	00:51:20.0	00:55:53.6	00:59:13.2
<b>29.</b>		<b>Henao Johana</b>		1987	00:23:28.8	00:40:29.7	<b>00:59:42.3</b>	<b>+00:19:31.8</b>						
Bicicletas Pesticolo														
Username <b>joha_henao</b>														
8.Women 31 - 40		2000m 4000m 6000m 11000m		13000m 15000m 20000m 22000m 24000m 26000m	00:06:42.7	00:11:56.2	00:17:04.3	00:26:41.1	00:29:53.5	00:33:44.6	00:44:52.3	00:50:28.0	00:55:34.4	00:59:15.0
<b>30.</b>		<b>Pandya Hilary</b>		1969	00:26:40.8	00:44:47.3	<b>01:04:56.3</b>	<b>+00:24:45.7</b>						
ACT														
Username <b>hilaryc</b>														
7.Women 50+		2000m 4000m 6000m 11000m		13000m 15000m 20000m 22000m 24000m 26000m	00:06:50.4	00:12:47.2	00:19:24.6	00:30:06.5	00:33:29.2	00:37:42.4	00:49:03.5	00:55:08.4	01:00:35.1	01:04:19.6

