

















Individual Results - Men

TRAVEL THE WORLD - France | #4 | EU

Villes-sur-Auzon FR | #4

Start time UTC: 18:00:00

Rank abs/cat	Jersey	Name	CoR	DoB	INT1	INT2	INT3	Finishtime	
1.		De Paepe Pieter		1990	00:07:59.7	00:20:59.6	00:31:49.4	00:36:29.1	+00:00:00.0
1.Men 31 - 40		2000m 00:03:30.3 4000m 00:07:25.3 6000m 00:10:35.4 8000m 00:13:44.8 10000m 00:16:49.8 12000m 00:20:01.0 14000m 00:23:21.4 16000m 00:26:55.5 18000m 00:30:35.1 20000m 00:33:46.3							
2.		Sommer Anton		2000	00:08:04.6	00:21:00.0	00:31:44.4	00:36:34.1	+00:00:04.9
1.Men 21 - 30		2000m 00:03:35.9 4000m 00:07:30.2 6000m 00:10:36.5 8000m 00:13:44.8 10000m 00:16:48.9 12000m 00:19:59.6 14000m 00:23:22.0 16000m 00:27:01.7 18000m 00:30:50.1 20000m 00:34:04.2							
3.		Šneberger Jan		1985	00:08:04.7	00:20:49.7	00:32:15.0	00:36:35.9	+00:00:06.7
2.Men 31 - 40		TT Píbram 2000m 00:03:36.0 4000m 00:07:29.4 6000m 00:10:36.3 8000m 00:13:44.8 10000m 00:16:49.0 12000m 00:20:01.1 14000m 00:23:34.5 16000m 00:27:15.8 18000m 00:31:02.1 20000m 00:34:06.2							
4.		Koedijk Matthijs		1993	00:08:04.6	00:20:50.5	00:32:14.1	00:36:36.2	+00:00:07.0
2.Men 21 - 30		Team Corraectec 2000m 00:03:40.8 4000m 00:07:29.5 6000m 00:10:35.7 8000m 00:13:44.8 10000m 00:16:49.5 12000m 00:20:01.1 14000m 00:23:34.1 16000m 00:27:14.8 18000m 00:31:01.0 20000m 00:34:06.4							
5.		Redondo Angel		1976	00:08:07.5	00:20:55.3	00:32:03.0	00:36:57.9	+00:00:28.7
1.Men 41 - 50		2000m 00:03:46.4 4000m 00:07:33.3 6000m 00:10:41.8 8000m 00:13:52.6 10000m 00:16:58.1 12000m 00:20:05.2 14000m 00:23:39.2 16000m 00:27:20.7 18000m 00:31:10.2 20000m 00:34:24.5							
6.		Pasqualini Frederic		1986	00:08:35.3	00:21:25.4	00:32:20.6	00:37:02.9	+00:00:33.7
3.Men 31 - 40		denifcycling.com 2000m 00:04:05.0 4000m 00:08:03.7 6000m 00:11:06.7 8000m 00:14:10.7 10000m 00:17:10.6 12000m 00:20:16.8 14000m 00:23:54.3 16000m 00:27:40.6 18000m 00:31:28.3 20000m 00:34:38.5							
7.		Yshizuka Marcelo		1972	00:08:38.6	00:21:12.1	00:32:36.7	00:37:16.8	+00:00:47.6
2.Men 41 - 50		Kobra Khan - Team Altona 2000m 00:03:41.1 4000m 00:08:05.5 6000m 00:11:08.6 8000m 00:14:11.0 10000m 00:17:04.6 12000m 00:20:06.0 14000m 00:23:34.3 16000m 00:27:15.4 18000m 00:31:40.4 20000m 00:34:50.8							
8.		Hanlon Thomas		1990	00:08:04.7	00:21:07.5	00:32:26.9	00:37:36.6	+00:01:07.4
4.Men 31 - 40		Tactic UK RT 2000m 00:03:36.0 4000m 00:07:29.5 6000m 00:10:36.3 8000m 00:13:45.6 10000m 00:16:49.7 12000m 00:20:01.1 14000m 00:23:40.5 16000m 00:27:29.8 18000m 00:31:29.5 20000m 00:34:52.8							
9.		Jäsberg Atte		1990	00:08:22.2	00:20:54.2	00:33:17.0	00:37:54.9	+00:01:25.7
5.Men 31 - 40		2000m 00:03:29.8 4000m 00:07:24.4 6000m 00:10:35.0 8000m 00:13:44.2 10000m 00:16:48.7 12000m 00:20:00.7 14000m 00:23:48.1 16000m 00:27:47.8 18000m 00:31:55.3 20000m 00:35:17.3							
10.		Dawidek Robert		1983	00:08:29.6	00:21:39.5	00:33:29.1	00:38:04.3	+00:01:35.1
6.Men 31 - 40		2000m 00:03:43.1 4000m 00:07:30.3 6000m 00:10:42.7 8000m 00:13:59.9 10000m 00:17:10.9 12000m 00:20:29.3 14000m 00:24:18.4 16000m 00:28:09.9 18000m 00:32:09.5 20000m 00:35:30.9							

Rank abs/cat	Jersey	Name	CoR	DoB	INT1	INT2	INT3	Finishtime	
11.		Sebillé Jean Bicisport		1986	00:08:16.7	00:21:28.9	00:33:26.8	00:38:04.4	+00:01:35.2
7.Men 31 - 40		2000m 4000m 6000m 8000m 10000m 12000m 14000m 16000m 18000m 20000m			00:03:41.2 00:07:38.7 00:10:53.5 00:14:05.9 00:17:17.1 00:20:37.4 00:24:18.9 00:28:09.4 00:32:05.5 00:35:27.2				
12.		Killeen Ronan Lucan CRC		1979	00:08:39.8	00:21:28.4	00:33:01.2	00:38:06.1	+00:01:36.9
3.Men 41 - 50		2000m 4000m 6000m 8000m 10000m 12000m 14000m 16000m 18000m 20000m			00:03:45.9 00:07:39.6 00:10:52.5 00:14:06.8 00:17:17.0 00:20:36.9 00:24:19.5 00:28:09.2 00:32:05.4 00:35:26.9				
13.		Orlando Stefano		1966	00:08:15.8	00:21:51.9	00:33:41.0	00:38:16.5	+00:01:47.3
1.Men 51 - 60		2000m 4000m 6000m 8000m 10000m 12000m 14000m 16000m 18000m 20000m			00:03:45.3 00:07:40.4 00:10:52.7 00:14:08.9 00:17:23.0 00:20:43.4 00:24:32.6 00:28:23.3 00:32:22.7 00:35:40.0				
14.		Nýč Michal Mondraker Racing team		1982	00:08:34.0	00:22:05.6	00:33:36.2	00:38:25.3	+00:01:56.1
8.Men 31 - 40		2000m 4000m 6000m 8000m 10000m 12000m 14000m 16000m 18000m 20000m			00:03:54.4 00:07:56.6 00:11:10.0 00:14:26.2 00:17:37.0 00:20:56.2 00:24:43.5 00:28:39.1 00:32:34.7 00:35:55.8				
15.		van der Heide Teun wv Kapenga		1997	00:08:07.4	00:21:47.5	00:33:57.4	00:38:26.6	+00:01:57.4
3.Men 21 - 30		2000m 4000m 6000m 8000m 10000m 12000m 14000m 16000m 18000m 20000m			00:03:35.3 00:07:32.4 00:10:43.6 00:14:04.7 00:17:16.7 00:20:35.9 00:24:30.7 00:28:27.4 00:32:35.6 00:35:56.2				
16.		Sala Mateusz Biegne, zebý Bartek mogl biegac		1982	00:08:41.3	00:21:41.4	00:33:47.6	00:38:26.7	+00:01:57.5
9.Men 31 - 40		2000m 4000m 6000m 8000m 10000m 12000m 14000m 16000m 18000m 20000m			00:03:41.1 00:07:37.4 00:10:55.8 00:14:13.8 00:17:31.2 00:20:47.0 00:24:33.6 00:28:22.9 00:32:24.8 00:35:51.0				
17.		Schwenkler Kai		1979	00:08:19.9	00:21:40.5	00:33:54.4	00:38:31.5	+00:02:02.3
4.Men 41 - 50		2000m 4000m 6000m 8000m 10000m 12000m 14000m 16000m 18000m 20000m			00:03:39.1 00:07:44.6 00:11:00.9 00:14:18.0 00:17:31.2 00:20:47.0 00:24:32.8 00:28:26.5 00:32:32.7 00:35:55.2				
18.		Cristiann Neagu CSM Iasi		1976	00:08:37.9	00:22:05.5	00:34:10.7	00:38:48.7	+00:02:19.5
5.Men 41 - 50		2000m 4000m 6000m 8000m 10000m 12000m 14000m 16000m 18000m 20000m			00:03:55.3 00:08:01.7 00:11:18.6 00:14:35.0 00:17:49.3 00:21:09.5 00:24:54.8 00:28:47.1 00:32:48.6 00:36:10.9				
19.		mura aldo		1980	00:09:16.2	00:22:19.9	00:34:20.6	00:38:57.2	+00:02:28.0
6.Men 41 - 50		2000m 4000m 6000m 8000m 10000m 12000m 14000m 16000m 18000m 20000m			00:04:04.4 00:08:14.9 00:11:31.9 00:14:51.3 00:17:59.0 00:21:12.2 00:24:59.7 00:28:58.5 00:32:56.5 00:36:23.2				
20.		Cagnolato Nicola		1980	00:09:00.1	00:22:06.0	00:34:02.5	00:38:58.9	+00:02:29.7
7.Men 41 - 50		2000m 4000m 6000m 8000m 10000m 12000m 14000m 16000m 18000m 20000m			00:04:29.2 00:08:26.7 00:11:36.7 00:14:51.2 00:17:58.1 00:21:11.2 00:24:54.6 00:28:56.2 00:33:02.1 00:36:26.3				
21.		Vilímek Ondřej FISCHER SKI KLUB VIMPERK		1996	00:08:32.8	00:22:08.9	00:34:28.1	00:39:00.8	+00:02:31.6
4.Men 21 - 30		2000m 4000m 6000m 8000m 10000m 12000m 14000m 16000m 18000m 20000m			00:03:46.1 00:07:57.3 00:11:10.8 00:14:32.1 00:17:50.2 00:21:09.3 00:24:59.7 00:28:58.4 00:33:02.7 00:36:27.3				
22.		Kocurek Jaroslav		1981	00:08:19.5	00:21:57.9	00:34:00.7	00:39:02.0	+00:02:32.9
10.Men 31 - 40		2000m 4000m 6000m 8000m 10000m 12000m 14000m 16000m 18000m 20000m			00:03:41.9 00:07:41.5 00:11:00.5 00:14:18.8 00:17:30.7 00:20:46.4 00:24:33.4 00:28:38.2 00:32:55.0 00:36:27.2				
23.		Linde Peter RC Herzogenaurach 1894		1986	00:08:33.7	00:22:06.6	00:34:02.5	00:39:03.2	+00:02:34.0
11.Men 31 - 40		2000m 4000m 6000m 8000m 10000m 12000m 14000m 16000m 18000m 20000m			00:03:48.3 00:07:57.5 00:11:14.6 00:14:35.2 00:17:49.2 00:21:09.4 00:24:59.8 00:28:58.1 00:33:02.9 00:36:27.4				
24.		Sousek Karel CK Vinohradske Slapky		1978	00:08:37.9	00:22:23.0	00:34:02.5	00:39:03.2	+00:02:34.0
8.Men 41 - 50		2000m 4000m 6000m 8000m 10000m 12000m 14000m 16000m 18000m 20000m			00:03:59.2 00:08:01.3 00:11:18.8 00:14:36.2 00:17:50.0 00:21:10.3 00:24:59.9 00:28:58.4 00:33:02.7 00:36:28.0				

ROUVY

ELITE

Santini

NUTREND®





























Rank abs/cat	Jersey	Name	CoR	DoB	INT1	INT2	INT3	Finishtime	
25.		Duineveld Peter W.V. Piano Piano		1971	00:09:02.2	00:22:06.7	00:34:02.9	00:39:03.3	+00:02:34.1
9.Men 41 - 50		2000m 00:03:49.4 4000m 00:08:02.9 6000m 00:11:18.9 8000m 00:14:36.9 10000m 00:17:50.1 12000m 00:21:09.3 14000m 00:24:59.9 16000m 00:28:59.4 18000m 00:33:01.9 20000m 00:36:27.3							
26.		Jankowski Pawel Starsky Cycling Club		1979	00:08:15.7	00:21:41.4	00:34:11.7	00:39:16.7	+00:02:47.5
10.Men 41 - 50		2000m 00:03:39.2 4000m 00:07:39.3 6000m 00:10:56.5 8000m 00:14:16.1 10000m 00:17:30.8 12000m 00:20:47.1 14000m 00:24:41.9 16000m 00:28:56.4 18000m 00:33:06.9 20000m 00:36:39.4							
27.		Varela Paul Road2kona		1989	00:08:37.9	00:22:05.7	00:34:34.5	00:39:16.8	+00:02:47.6
12.Men 31 - 40		2000m 00:03:56.0 4000m 00:08:01.5 6000m 00:11:19.0 8000m 00:14:35.2 10000m 00:17:48.9 12000m 00:21:10.3 14000m 00:24:59.7 16000m 00:28:59.4 18000m 00:33:07.0 20000m 00:36:39.2							
28.		Gregory Kevin King Racing Group		1968	00:08:36.9	00:22:06.7	00:34:17.7	00:39:17.5	+00:02:48.3
2.Men 51 - 60		2000m 00:03:59.4 4000m 00:08:00.7 6000m 00:11:19.1 8000m 00:14:35.0 10000m 00:17:50.1 12000m 00:21:10.3 14000m 00:25:02.0 16000m 00:29:07.8 18000m 00:33:17.3 20000m 00:36:40.3							
29.		Vondráček Matyáš ROUVY Specialized cycling team		2004	00:08:15.7	00:22:09.1	00:34:16.7	00:39:28.5	+00:02:59.3
1.Men until 20		2000m 00:03:39.0 4000m 00:07:38.4 6000m 00:10:55.8 8000m 00:14:15.9 10000m 00:17:30.8 12000m 00:20:54.0 14000m 00:24:53.9 16000m 00:28:58.4 18000m 00:33:12.0 20000m 00:36:47.5							
30.		Hahnenbruch Simon Cycling Team Rhein-Main		1977	00:09:13.3	00:22:42.0	00:34:36.7	00:39:30.1	+00:03:00.9
11.Men 41 - 50		2000m 00:04:19.3 4000m 00:08:36.8 6000m 00:11:54.2 8000m 00:15:13.2 10000m 00:18:27.4 12000m 00:21:46.5 14000m 00:25:35.0 16000m 00:29:35.5 18000m 00:33:39.2 20000m 00:37:01.5							
31.		GALBUSSERA Andrea		1970	00:09:40.8	00:22:41.8	00:34:36.7	00:39:30.3	+00:03:01.1
3.Men 51 - 60		2000m 00:04:13.4 4000m 00:08:40.7 6000m 00:12:01.1 8000m 00:15:19.1 10000m 00:18:29.3 12000m 00:21:44.7 14000m 00:25:35.9 16000m 00:29:35.4 18000m 00:33:38.9 20000m 00:37:01.5							
32.		Aleh Dubrounik Audax club Lida		1973	00:08:48.7	00:22:07.5	00:35:02.3	00:39:30.4	+00:03:01.2
12.Men 41 - 50		2000m 00:03:41.3 4000m 00:07:49.5 6000m 00:11:12.9 8000m 00:14:35.0 10000m 00:17:51.3 12000m 00:21:07.2 14000m 00:25:05.8 16000m 00:29:12.6 18000m 00:33:33.2 20000m 00:37:01.3							
33.		Mourao Tiago		1979	00:08:38.9	00:22:07.0	00:34:21.6	00:39:35.9	+00:03:06.8
13.Men 41 - 50		2000m 00:03:46.3 4000m 00:08:01.5 6000m 00:11:18.9 8000m 00:14:36.0 10000m 00:17:50.1 12000m 00:21:10.3 14000m 00:25:00.6 16000m 00:29:01.5 18000m 00:33:17.3 20000m 00:36:54.6							
34.		Kokosinski Wojtek INTERKOL		1971	00:08:39.1	00:22:34.2	00:34:54.9	00:39:40.9	+00:03:11.7
14.Men 41 - 50		2000m 00:03:55.0 4000m 00:08:01.5 6000m 00:11:19.6 8000m 00:14:37.0 10000m 00:17:54.3 12000m 00:21:20.4 14000m 00:25:16.9 16000m 00:29:20.4 18000m 00:33:29.0 20000m 00:37:00.3							
35.		Valenta Pavel		1979	00:08:39.2	00:22:35.9	00:34:54.0	00:40:04.0	+00:03:34.8
15.Men 41 - 50		2000m 00:03:47.8 4000m 00:08:02.4 6000m 00:11:18.6 8000m 00:14:37.9 10000m 00:17:54.0 12000m 00:21:20.4 14000m 00:25:23.8 16000m 00:29:35.4 18000m 00:33:49.2 20000m 00:37:23.8							
36.		Brown Sandy		1976	00:08:58.8	00:22:26.0	00:35:25.6	00:40:15.6	+00:03:46.4
16.Men 41 - 50		2000m 00:04:08.2 4000m 00:08:24.1 6000m 00:11:37.5 8000m 00:14:49.8 10000m 00:17:59.1 12000m 00:21:11.0 14000m 00:25:17.3 16000m 00:29:21.2 18000m 00:33:48.7 20000m 00:37:32.2							
37.		Byrd Eamonn Dublin Wheelers		1963	00:09:02.2	00:22:45.0	00:35:16.0	00:40:19.6	+00:03:50.4
4.Men 51 - 60		2000m 00:04:06.5 4000m 00:08:23.6 6000m 00:11:45.2 8000m 00:15:10.0 10000m 00:18:28.3 12000m 00:21:47.7 14000m 00:25:46.9 16000m 00:29:56.8 18000m 00:34:12.7 20000m 00:37:43.8							
38.		Machado Andre Ciclismo2640		1987	00:08:38.1	00:22:52.6	00:35:28.9	00:40:19.8	+00:03:50.6
13.Men 31 - 40		2000m 00:03:59.1 4000m 00:07:58.6 6000m 00:11:18.9 8000m 00:14:50.1 10000m 00:18:14.1 12000m 00:21:39.5 14000m 00:25:41.2 16000m 00:29:54.8 18000m 00:34:04.5 20000m 00:37:38.5							

ROUVY

ELITE

Santini

NUTREND®




























Rank abs/cat	Jersey	Name	CoR	DoB	INT1	INT2	INT3	Finishtime	
39.		Durand jean-Christophe ETOILE CYCLISTE FONTENAYSIENNE		1977	00:09:18.5	00:22:44.9	00:35:41.0	00:40:19.9	+00:03:50.7
17.Men 41 - 50		2000m 4000m 6000m 8000m 10000m 12000m 14000m 16000m 18000m 20000m			00:04:03.1 00:08:15.4 00:11:37.9 00:15:03.4 00:18:21.5 00:21:46.6 00:25:46.9 00:29:56.8 00:34:12.5 00:37:43.7				
40.		Lopez Sergio MC TEAM		1972	00:09:02.2	00:23:00.9	00:35:40.5	00:40:20.0	+00:03:50.8
18.Men 41 - 50		2000m 4000m 6000m 8000m 10000m 12000m 14000m 16000m 18000m 20000m			00:04:04.4 00:08:23.6 00:11:43.8 00:15:10.0 00:18:27.6 00:21:46.5 00:25:47.3 00:29:56.5 00:34:13.5 00:37:42.6				
41.		Nackalns Raitis		1986	00:09:23.4	00:23:14.7	00:35:28.1	00:40:30.6	+00:04:01.4
14.Men 31 - 40		2000m 4000m 6000m 8000m 10000m 12000m 14000m 16000m 18000m 20000m			00:04:20.4 00:08:45.7 00:12:07.4 00:15:31.5 00:18:43.3 00:22:01.5 00:26:00.3 00:30:13.8 00:34:25.7 00:37:56.7				
42.		Snyder Nelson 7 Cyclepaths		1971	00:08:59.9	00:23:06.2	00:35:28.0	00:40:38.3	+00:04:09.1
19.Men 41 - 50		2000m 4000m 6000m 8000m 10000m 12000m 14000m 16000m 18000m 20000m			00:04:08.6 00:08:21.4 00:11:47.8 00:15:15.5 00:18:39.5 00:22:06.6 00:26:10.1 00:30:15.9 00:34:26.6 00:37:57.0				
43.		De Block Ludwig		1970	00:08:54.8	00:23:02.3	00:35:50.3	00:40:45.9	+00:04:16.7
5.Men 51 - 60		2000m 4000m 6000m 8000m 10000m 12000m 14000m 16000m 18000m 20000m			00:03:51.3 00:08:18.6 00:11:42.7 00:15:03.4 00:18:22.4 00:21:45.6 00:25:51.3 00:30:11.6 00:34:38.3 00:38:19.1				
44.		Rozej Robert Oroloko Team		1975	00:08:57.2	00:23:21.1	00:35:52.2	00:40:46.9	+00:04:17.7
20.Men 41 - 50		2000m 4000m 6000m 8000m 10000m 12000m 14000m 16000m 18000m 20000m			00:04:03.4 00:08:15.6 00:11:45.9 00:15:16.0 00:18:39.3 00:22:06.7 00:26:03.0 00:30:13.7 00:34:26.3 00:37:59.7				
45.		Znidar Anze		1980	00:09:23.3	00:23:05.2	00:36:04.1	00:40:47.2	+00:04:18.0
21.Men 41 - 50		2000m 4000m 6000m 8000m 10000m 12000m 14000m 16000m 18000m 20000m			00:04:22.4 00:08:45.5 00:12:08.0 00:15:31.2 00:18:43.5 00:22:00.5 00:26:03.2 00:30:16.7 00:34:32.3 00:38:11.0				
46.		Barton David		1983	00:09:14.4	00:23:23.2	00:35:53.1	00:40:47.3	+00:04:18.1
15.Men 31 - 40		2000m 4000m 6000m 8000m 10000m 12000m 14000m 16000m 18000m 20000m			00:04:14.2 00:08:38.0 00:12:01.2 00:15:26.2 00:18:44.3 00:22:07.5 00:26:12.1 00:30:23.0 00:34:47.4 00:38:19.8				
47.		Kopecký Petr ROUVY Specialized cycling team		2003	00:09:23.8	00:23:06.6	00:35:40.9	00:40:47.3	+00:04:18.1
2.Men until 20		2000m 4000m 6000m 8000m 10000m 12000m 14000m 16000m 18000m 20000m			00:04:03.9 00:08:43.4 00:12:04.6 00:15:26.7 00:18:44.9 00:22:05.9 00:26:07.0 00:30:13.6 00:34:35.2 00:38:10.5				
48.		Strangmuller Jan Road2kona		1976	00:09:15.1	00:23:11.2	00:35:56.3	00:40:57.5	+00:04:28.4
22.Men 41 - 50		2000m 4000m 6000m 8000m 10000m 12000m 14000m 16000m 18000m 20000m			00:04:16.4 00:08:37.8 00:12:01.2 00:15:27.4 00:18:44.6 00:22:06.6 00:26:14.6 00:30:32.2 00:34:50.7 00:38:21.2				
49.		Rolink Ben		1978	00:09:24.2	00:23:18.1	00:36:19.0	00:40:57.8	+00:04:28.6
23.Men 41 - 50		2000m 4000m 6000m 8000m 10000m 12000m 14000m 16000m 18000m 20000m			00:04:20.4 00:08:46.6 00:12:10.0 00:15:30.2 00:18:47.3 00:22:13.7 00:26:21.3 00:30:32.0 00:34:49.5 00:38:21.1				
50.		Körner Roman		1968	00:09:25.1	00:23:19.5	00:35:56.2	00:40:58.1	+00:04:28.9
6.Men 51 - 60		2000m 4000m 6000m 8000m 10000m 12000m 14000m 16000m 18000m 20000m			00:04:22.4 00:08:46.8 00:12:07.9 00:15:30.5 00:18:48.6 00:22:13.8 00:26:22.5 00:30:32.1 00:34:50.5 00:38:21.9				
51.		Rodwell William Orwell Velo		1973	00:09:19.3	00:23:18.5	00:35:54.4	00:40:58.2	+00:04:29.0
24.Men 41 - 50		2000m 4000m 6000m 8000m 10000m 12000m 14000m 16000m 18000m 20000m			00:04:14.4 00:08:41.7 00:12:08.0 00:15:30.6 00:18:47.7 00:22:13.8 00:26:22.2 00:30:34.0 00:34:49.6 00:38:21.0				
52.		Lamego Paulo Tri-Amazing		1971	00:08:59.1	00:22:44.0	00:35:53.2	00:40:58.2	+00:04:29.0
25.Men 41 - 50		2000m 4000m 6000m 8000m 10000m 12000m 14000m 16000m 18000m 20000m			00:04:12.0 00:08:21.4 00:11:44.0 00:15:02.2 00:18:13.4 00:21:39.6 00:25:50.1 00:30:10.8 00:34:39.5 00:38:22.1				

ROUVY

ELITE

Santini

NUTREND®























Rank abs/cat	Jersey	Name	CoR	DoB	INT1	INT2	INT3	Finishtime			
53.		Nicolussi Jordan		1973	00:09:14.1	00:23:11.1	00:36:24.0	00:41:07.4	+00:04:38.2		
26.Men 41 - 50				Username Jordannic							
		2000m	4000m	6000m	8000m	10000m	12000m	14000m	16000m	18000m	20000m
		00:04:08.2	00:08:34.6	00:12:00.0	00:15:23.2	00:18:44.4	00:22:07.6	00:26:16.3	00:30:30.9	00:34:54.7	00:38:31.9
54.		Lamb William		1971	00:09:15.2	00:23:03.2	00:36:26.5	00:41:07.5	+00:04:38.4		
27.Men 41 - 50				Username Kaos_71							
		2000m	4000m	6000m	8000m	10000m	12000m	14000m	16000m	18000m	20000m
		00:04:13.5	00:08:37.8	00:11:56.1	00:15:19.3	00:18:33.6	00:22:00.8	00:26:03.6	00:30:24.9	00:34:54.1	00:38:35.4
55.		Benedik Jean-Philippe		1983	00:09:24.4	00:23:36.7	00:36:00.0	00:41:10.7	+00:04:41.6		
16.Men 31 - 40				Username jpbnk							
		2000m	4000m	6000m	8000m	10000m	12000m	14000m	16000m	18000m	20000m
		00:04:20.2	00:08:43.8	00:12:08.8	00:15:31.5	00:18:48.5	00:22:19.6	00:26:29.2	00:30:40.0	00:34:55.5	00:38:29.1
56.		Mrózek Marian		1973	00:09:28.0	00:23:31.2	00:35:59.1	00:41:11.8	+00:04:42.6		
28.Men 41 - 50				Username maniakm3							
		2000m	4000m	6000m	8000m	10000m	12000m	14000m	16000m	18000m	20000m
		00:04:27.3	00:08:48.9	00:12:14.4	00:15:42.5	00:19:02.8	00:22:32.0	00:26:28.4	00:30:39.8	00:34:54.8	00:38:32.2
57.		Oberli Thomas		1970	00:09:33.1	00:23:29.4	00:35:59.1	00:41:12.0	+00:04:42.8		
7.Men 51 - 60				Username SpdTom70							
		2000m	4000m	6000m	8000m	10000m	12000m	14000m	16000m	18000m	20000m
		00:04:42.6	00:08:56.7	00:12:16.2	00:15:42.4	00:18:58.4	00:22:30.8	00:26:30.3	00:30:37.9	00:34:55.6	00:38:29.2
58.		Buttle David		1986	00:09:35.0	00:23:30.3	00:36:17.3	00:41:18.7	+00:04:49.5		
17.Men 31 - 40				Username davidjbuttle							
		2000m	4000m	6000m	8000m	10000m	12000m	14000m	16000m	18000m	20000m
		00:04:24.1	00:08:55.7	00:12:18.3	00:15:43.4	00:18:58.8	00:22:24.7	00:26:28.6	00:30:42.1	00:35:06.9	00:38:44.1
59.		Pohlen B.		1978	00:09:02.3	00:23:27.3	00:36:16.3	00:41:20.1	+00:04:50.9		
29.Men 41 - 50				Username BossP							
		2000m	4000m	6000m	8000m	10000m	12000m	14000m	16000m	18000m	20000m
		00:04:05.2	00:08:24.7	00:11:49.1	00:15:17.2	00:18:40.2	00:22:09.8	00:26:16.5	00:30:34.1	00:35:06.5	00:38:44.2
60.		MALGOUYRES Laurent		1972	00:09:23.4	00:23:29.3	00:36:39.2	00:41:20.5	+00:04:51.3		
30.Men 41 - 50				Username laurent33160							
		2000m	4000m	6000m	8000m	10000m	12000m	14000m	16000m	18000m	20000m
		00:04:14.5	00:08:45.8	00:12:08.2	00:15:31.4	00:18:55.6	00:22:24.8	00:26:30.5	00:30:42.0	00:35:05.7	00:38:44.1
61.		Maier Christoph		1977	00:09:18.7	00:23:25.2	00:36:47.0	00:41:26.6	+00:04:57.4		
31.Men 41 - 50				Username oma1							
		2000m	4000m	6000m	8000m	10000m	12000m	14000m	16000m	18000m	20000m
		00:04:02.4	00:08:16.5	00:11:45.9	00:15:17.2	00:18:40.5	00:22:21.7	00:26:38.3	00:31:06.4	00:35:23.8	00:38:46.9
62.		Staněk Pavel		1976	00:09:13.9	00:23:18.7	00:36:52.1	00:41:27.5	+00:04:58.3		
32.Men 41 - 50				Username ice-pavel							
		2000m	4000m	6000m	8000m	10000m	12000m	14000m	16000m	18000m	20000m
		00:04:10.8	00:08:35.0	00:11:57.1	00:15:23.8	00:18:45.1	00:22:13.1	00:26:24.8	00:30:44.7	00:35:16.5	00:38:58.7
63.		Libra Mirek		1989	00:09:00.9	00:23:27.4	00:36:23.5	00:41:27.7	+00:04:58.5		
18.Men 31 - 40				Username m.libra							
		2000m	4000m	6000m	8000m	10000m	12000m	14000m	16000m	18000m	20000m
		00:04:04.2	00:08:26.9	00:11:42.0	00:15:10.4	00:18:37.3	00:22:16.9	00:26:30.7	00:30:50.1	00:35:20.9	00:38:50.2
64.		Gulikers Serge		1982	00:09:25.4	00:23:24.1	00:36:42.4	00:41:27.8	+00:04:58.6		
19.Men 31 - 40				Username sguul							
		2000m	4000m	6000m	8000m	10000m	12000m	14000m	16000m	18000m	20000m
		00:04:33.5	00:08:49.7	00:12:09.9	00:15:36.2	00:18:56.4	00:22:18.9	00:26:30.6	00:30:48.0	00:35:10.6	00:38:45.3
65.		Hájek Míra		1986	00:09:14.2	00:23:11.1	00:36:24.5	00:41:28.4	+00:04:59.2		
20.Men 31 - 40				Username mhajek32							
		2000m	4000m	6000m	8000m	10000m	12000m	14000m	16000m	18000m	20000m
		00:04:16.4	00:08:39.0	00:12:00.8	00:15:26.6	00:18:44.6	00:22:06.8	00:26:16.6	00:30:37.7	00:35:13.7	00:38:58.1
66.		Wołodko Grzegorz		1977	00:09:45.5	00:23:45.8	00:36:55.1	00:41:28.4	+00:04:59.3		
33.Men 41 - 50				Username grzesiol2							
		2000m	4000m	6000m	8000m	10000m	12000m	14000m	16000m	18000m	20000m
		00:04:40.5	00:09:06.9	00:12:32.4	00:15:56.4	00:19:13.8	00:22:40.1	00:26:50.8	00:31:05.3	00:35:26.0	00:38:58.2

ROUVY

ELITE

Santini

NUTREND®





























Rank abs/cat	Jersey	Name	CoR	DoB	INT1	INT2	INT3	Finishtime	
67.		Damien_RFR Damien Amicale Cyclotouriste de la Banlieue Est		1972	00:09:24.2	00:23:29.3	00:36:18.1	00:41:28.6	+00:04:59.4
34.Men 41 - 50		2000m 4000m 6000m 8000m 10000m 12000m 14000m 16000m 18000m 20000m 00:04:23.5 00:08:45.7 00:12:06.9 00:15:35.2 00:18:55.5 00:22:24.7 00:26:31.4 00:30:44.0 00:35:09.8 00:38:49.9							
68.		JUNIOR FRED BBC		1960	00:09:25.9	00:23:12.2	00:36:28.3	00:41:35.7	+00:05:06.5
1.Men 60+		2000m 4000m 6000m 8000m 10000m 12000m 14000m 16000m 18000m 20000m 00:04:06.4 00:08:25.8 00:11:49.1 00:15:16.2 00:18:39.6 00:22:07.7 00:26:20.5 00:30:37.8 00:35:13.0 00:38:59.1							
69.		M. Krzysztof KKL		1975	00:09:40.1	00:24:02.1	00:36:55.3	00:41:35.9	+00:05:06.7
35.Men 41 - 50		2000m 4000m 6000m 8000m 10000m 12000m 14000m 16000m 18000m 20000m 00:04:29.3 00:09:01.6 00:12:27.2 00:15:55.3 00:19:13.7 00:22:40.7 00:26:51.6 00:31:05.3 00:35:25.0 00:38:59.2							
70.		pidEr S.		1974	00:09:45.6	00:24:04.4	00:36:31.5	00:41:36.0	+00:05:06.8
36.Men 41 - 50		2000m 4000m 6000m 8000m 10000m 12000m 14000m 16000m 18000m 20000m 00:04:32.5 00:09:06.1 00:12:34.2 00:16:05.8 00:19:32.8 00:23:03.8 00:27:06.5 00:31:17.3 00:35:29.9 00:38:59.0							
70.		Albrecht Axel BS_92		1966	00:09:29.5	00:23:47.4	00:36:28.2	00:41:36.0	+00:05:06.8
8.Men 51 - 60		2000m 4000m 6000m 8000m 10000m 12000m 14000m 16000m 18000m 20000m 00:04:24.1 00:08:50.0 00:12:18.0 00:15:47.2 00:19:11.5 00:22:40.9 00:26:51.4 00:31:05.1 00:35:25.1 00:38:59.2							
72.		Johansen Leif		1964	00:09:52.6	00:23:49.4	00:37:04.4	00:41:38.1	+00:05:08.9
9.Men 51 - 60		2000m 4000m 6000m 8000m 10000m 12000m 14000m 16000m 18000m 20000m 00:04:44.8 00:09:14.9 00:12:40.6 00:16:07.5 00:19:24.6 00:22:47.0 00:26:50.3 00:31:05.1 00:35:32.1 00:39:10.4							
73.		Sancho Jura Pinda		1972	00:09:23.4	00:23:50.7	00:37:00.3	00:41:49.1	+00:05:19.9
37.Men 41 - 50		2000m 4000m 6000m 8000m 10000m 12000m 14000m 16000m 18000m 20000m 00:04:23.5 00:08:45.9 00:12:09.2 00:15:37.2 00:18:57.7 00:22:30.8 00:26:47.3 00:31:08.1 00:35:29.8 00:39:07.2							
74.		Ceniga Peter ETOS Slovakia		1990	00:09:56.6	00:23:47.5	00:37:00.9	00:41:49.2	+00:05:20.0
21.Men 31 - 40		2000m 4000m 6000m 8000m 10000m 12000m 14000m 16000m 18000m 20000m 00:04:29.6 00:08:54.0 00:12:20.0 00:15:47.4 00:19:10.7 00:22:40.9 00:26:50.4 00:31:05.0 00:35:26.0 00:39:10.3							
75.		Pawlus Pawel		1981	00:09:30.2	00:23:47.4	00:36:37.6	00:41:49.6	+00:05:20.4
22.Men 31 - 40		2000m 4000m 6000m 8000m 10000m 12000m 14000m 16000m 18000m 20000m 00:04:17.9 00:08:48.1 00:12:21.4 00:15:47.4 00:19:11.5 00:22:41.0 00:26:51.4 00:31:08.3 00:35:31.8 00:39:07.1							
76.		Leuty Chris Gatley		1966	00:09:19.0	00:23:53.2	00:36:52.5	00:41:51.9	+00:05:22.7
10.Men 51 - 60		2000m 4000m 6000m 8000m 10000m 12000m 14000m 16000m 18000m 20000m 00:04:17.4 00:08:40.8 00:12:11.9 00:15:52.3 00:19:20.4 00:22:51.8 00:26:59.8 00:31:09.2 00:35:24.7 00:39:02.2							
77.		Lehtimäki Kimmo		1967	00:09:13.5	00:23:46.8	00:37:14.8	00:41:54.8	+00:05:25.7
11.Men 51 - 60		2000m 4000m 6000m 8000m 10000m 12000m 14000m 16000m 18000m 20000m 00:04:05.6 00:08:32.9 00:12:01.4 00:15:28.9 00:18:55.6 00:22:25.3 00:26:43.9 00:31:06.5 00:35:37.6 00:39:20.8							
78.		Kriekemans Nik WTC Roland		1980	00:09:28.5	00:24:02.0	00:36:48.9	00:41:55.0	+00:05:25.8
38.Men 41 - 50		2000m 4000m 6000m 8000m 10000m 12000m 14000m 16000m 18000m 20000m 00:04:13.6 00:08:49.8 00:12:21.2 00:15:47.7 00:19:09.8 00:22:41.2 00:26:53.8 00:31:12.4 00:35:36.8 00:39:20.4							
79.		Robinson James		1983	00:10:03.3	00:24:12.8	00:37:16.6	00:41:55.1	+00:05:25.9
23.Men 31 - 40		2000m 4000m 6000m 8000m 10000m 12000m 14000m 16000m 18000m 20000m 00:04:49.6 00:09:24.0 00:12:54.4 00:16:22.6 00:19:42.7 00:23:12.2 00:27:14.7 00:31:24.5 00:35:48.0 00:39:20.4							
80.		Stavač Ľubomír L.O.R.A.F.		1990	00:09:38.2	00:23:47.5	00:37:27.0	00:41:55.4	+00:05:26.2
24.Men 31 - 40		2000m 4000m 6000m 8000m 10000m 12000m 14000m 16000m 18000m 20000m 00:04:25.4 00:09:01.7 00:12:22.3 00:15:47.6 00:19:10.8 00:22:41.1 00:26:51.3 00:31:14.0 00:35:53.9 00:39:28.3							

ROUVY

ELITE

Santini

NUTREND®





























Rank abs/cat	Jersey	Name	CoR	DoB	INT1	INT2	INT3	Finishtime	
81.		Idec Łukasz Czarne Stolica		1981	00:10:03.6	00:24:39.2	00:37:17.6	00:41:55.4	+00:05:26.2
25.Men 31 - 40		2000m 00:04:53.7 4000m 00:09:22.2 6000m 00:12:51.3 8000m 00:16:28.9 10000m 00:19:51.6 12000m 00:23:23.4 14000m 00:27:25.6 16000m 00:31:38.6 18000m 00:35:53.0 20000m 00:39:20.4							
82.		Benitez Pantion Francisco		1972	00:09:57.5	00:23:47.6	00:37:24.3	00:41:56.7	+00:05:27.5
39.Men 41 - 50		2000m 00:04:24.4 4000m 00:08:54.9 6000m 00:12:20.1 8000m 00:15:47.3 10000m 00:19:10.8 12000m 00:22:40.9 14000m 00:26:52.5 16000m 00:31:13.4 18000m 00:35:47.9 20000m 00:39:28.3							
83.		Gorlinskiy Bronislav Vitrulux		1977	00:09:45.6	00:24:01.8	00:37:01.5	00:41:57.8	+00:05:28.6
40.Men 41 - 50		2000m 00:04:33.7 4000m 00:09:06.8 6000m 00:12:45.2 8000m 00:16:13.3 10000m 00:19:35.7 12000m 00:23:01.1 14000m 00:27:03.9 16000m 00:31:22.2 18000m 00:35:55.2 20000m 00:39:28.4							
84.		Haas Christian		1964	00:09:28.2	00:23:53.6	00:37:03.6	00:41:58.1	+00:05:28.9
12.Men 51 - 60		2000m 00:04:28.4 4000m 00:08:49.6 6000m 00:12:18.0 8000m 00:15:48.5 10000m 00:19:16.8 12000m 00:22:47.0 14000m 00:27:04.7 16000m 00:31:21.2 18000m 00:35:59.2 20000m 00:39:28.2							
85.		Coppellotti Chris Liphook Racing		1967	00:09:26.5	00:23:46.4	00:36:52.5	00:42:00.4	+00:05:31.2
13.Men 51 - 60		2000m 00:04:15.5 4000m 00:08:48.7 6000m 00:12:10.1 8000m 00:15:37.6 10000m 00:18:55.3 12000m 00:22:23.9 14000m 00:26:51.5 16000m 00:31:14.0 18000m 00:35:41.8 20000m 00:39:25.3							
86.		Bonde Eric Lakeside Velo		1964	00:09:56.7	00:24:20.0	00:37:02.5	00:42:02.4	+00:05:33.2
14.Men 51 - 60		2000m 00:04:38.3 4000m 00:09:19.3 6000m 00:12:47.5 8000m 00:16:15.5 10000m 00:19:35.1 12000m 00:23:04.2 14000m 00:27:08.9 16000m 00:31:30.3 18000m 00:35:53.0 20000m 00:39:29.7							
87.		Uhl Tim RSC Wiesbaden		1977	00:09:39.1	00:23:50.6	00:37:14.2	00:42:05.0	+00:05:35.8
41.Men 41 - 50		2000m 00:04:29.6 4000m 00:08:58.9 6000m 00:12:31.3 8000m 00:15:55.5 10000m 00:19:14.7 12000m 00:22:47.9 14000m 00:26:58.4 16000m 00:31:10.2 18000m 00:35:40.1 20000m 00:39:24.6							
88.		Šisl bořek Rouvy Spezialized Cycling team		2004	00:08:39.0	00:23:08.2	00:36:44.7	00:42:10.8	+00:05:41.6
3.Men until 20		2000m 00:03:48.1 4000m 00:08:01.3 6000m 00:11:22.6 8000m 00:15:01.1 10000m 00:18:33.2 12000m 00:22:06.8 14000m 00:26:26.5 16000m 00:30:48.2 18000m 00:35:31.9 20000m 00:39:22.3							
89.		Pretel Francis Berbikes C.D		1975	00:09:02.1	00:24:00.8	00:37:22.7	00:42:14.0	+00:05:44.8
42.Men 41 - 50		2000m 00:04:01.3 4000m 00:08:24.5 6000m 00:11:54.1 8000m 00:15:29.3 10000m 00:19:05.4 12000m 00:22:54.7 14000m 00:27:07.8 16000m 00:31:32.4 18000m 00:35:53.0 20000m 00:39:29.6							
90.		Oswald Martin Bike Passion		1982	00:09:52.6	00:24:24.6	00:37:28.8	00:42:20.0	+00:05:50.8
26.Men 31 - 40		2000m 00:04:41.4 4000m 00:09:15.1 6000m 00:12:43.4 8000m 00:16:14.5 10000m 00:19:34.5 12000m 00:23:04.0 14000m 00:27:15.6 16000m 00:31:30.1 18000m 00:35:57.9 20000m 00:39:37.5							
91.		Kompiš Miroslav		1979	00:09:29.5	00:24:05.8	00:37:32.2	00:42:20.1	+00:05:50.9
43.Men 41 - 50		2000m 00:04:22.3 4000m 00:08:45.9 6000m 00:12:21.2 8000m 00:15:55.7 10000m 00:19:22.8 12000m 00:23:00.2 14000m 00:27:15.8 16000m 00:31:37.6 18000m 00:36:03.1 20000m 00:39:37.5							
91.		magrini stefano		1965	00:10:03.1	00:24:02.6	00:37:33.3	00:42:20.1	+00:05:50.9
15.Men 51 - 60		2000m 00:04:36.4 4000m 00:09:00.8 6000m 00:12:29.1 8000m 00:15:59.3 10000m 00:19:22.8 12000m 00:22:57.8 14000m 00:27:08.9 16000m 00:31:30.2 18000m 00:35:58.8 20000m 00:39:42.3							
93.		Zalig Iztok OOCT		1983	00:09:37.3	00:23:50.1	00:37:09.6	00:42:20.2	+00:05:51.0
27.Men 31 - 40		2000m 00:04:21.5 4000m 00:08:54.7 6000m 00:12:29.1 8000m 00:15:58.2 10000m 00:19:15.4 12000m 00:22:45.6 14000m 00:26:57.7 16000m 00:31:22.0 18000m 00:35:59.1 20000m 00:39:42.5							
94.		Luis Humberto		1979	00:08:58.9	00:23:19.5	00:37:04.6	00:42:20.3	+00:05:51.1
44.Men 41 - 50		2000m 00:04:07.0 4000m 00:08:20.7 6000m 00:11:41.8 8000m 00:15:03.9 10000m 00:18:22.2 12000m 00:22:06.5 14000m 00:26:44.6 16000m 00:31:25.0 18000m 00:35:57.7 20000m 00:39:40.5							

ROUVY

ELITE

Santini

NUTREND®


Rank abs/cat	Jersey	Name	CoR	DoB	INT1	INT2	INT3	Finishtime	
95.		Daw Simon Datalynx - Parenisis Cycling		1964	00:09:24.1	00:23:46.5	00:37:00.5	00:42:20.3	+00:05:51.1
16.Men 51 - 60		2000m 4000m 6000m 8000m 10000m 12000m 14000m 16000m 18000m 20000m 00:04:25.3 00:08:45.7 00:12:15.2 00:15:48.2 00:19:11.4 00:22:41.7 00:26:52.6 00:31:13.1 00:35:48.1 00:39:40.1							
96.		Santos Mário Individual		1962	00:09:37.2	00:24:01.7	00:37:02.7	00:42:22.9	+00:05:53.7
17.Men 51 - 60		2000m 4000m 6000m 8000m 10000m 12000m 14000m 16000m 18000m 20000m 00:04:40.6 00:08:56.8 00:12:24.1 00:15:55.7 00:19:19.5 00:22:59.2 00:27:08.9 00:31:28.2 00:35:54.2 00:39:40.6							
97.		Mucka Julius KPFC Stupava		1979	00:10:04.1	00:23:48.6	00:37:35.2	00:42:24.4	+00:05:55.2
45.Men 41 - 50		2000m 4000m 6000m 8000m 10000m 12000m 14000m 16000m 18000m 20000m 00:04:22.4 00:08:58.0 00:12:29.3 00:15:57.1 00:19:14.4 00:22:44.6 00:26:55.7 00:31:18.2 00:35:58.0 00:39:50.5							
98.		Kuhlmann Karsten FC St. Pauli		1963	00:09:24.3	00:23:27.6	00:37:37.2	00:42:25.1	+00:05:55.9
18.Men 51 - 60		2000m 4000m 6000m 8000m 10000m 12000m 14000m 16000m 18000m 20000m 00:04:21.6 00:08:45.8 00:12:09.0 00:15:31.6 00:18:48.5 00:22:19.7 00:26:47.5 00:31:18.6 00:35:59.1 00:39:49.7							
99.		Berrisford Mike Cycle Mickleover		1973	00:09:38.4	00:24:05.8	00:37:33.8	00:42:30.8	+00:06:01.6
46.Men 41 - 50		2000m 4000m 6000m 8000m 10000m 12000m 14000m 16000m 18000m 20000m 00:04:29.7 00:09:00.0 00:12:28.4 00:15:54.5 00:19:14.7 00:22:46.8 00:27:01.6 00:31:25.4 00:36:01.0 00:39:44.5							
100.		Segatto Simone Rodman		1982	00:10:05.4	00:24:27.8	00:38:00.5	00:42:35.3	+00:06:06.2
28.Men 31 - 40		2000m 4000m 6000m 8000m 10000m 12000m 14000m 16000m 18000m 20000m 00:04:56.7 00:09:29.1 00:12:51.4 00:16:23.7 00:19:45.0 00:23:20.1 00:27:34.0 00:31:56.4 00:36:29.2 00:40:08.6							
101.		Del Debbio Andrea		1974	00:09:26.2	00:24:00.4	00:37:34.8	00:42:38.1	+00:06:08.9
47.Men 41 - 50		2000m 4000m 6000m 8000m 10000m 12000m 14000m 16000m 18000m 20000m 00:04:15.5 00:08:47.5 00:12:18.0 00:15:51.2 00:19:17.6 00:22:51.8 00:27:07.4 00:31:41.6 00:36:23.2 00:40:04.8							
102.		Sivec Michal L.O.R.A.F.		1990	00:09:29.4	00:23:59.4	00:37:46.8	00:42:39.1	+00:06:10.0
29.Men 31 - 40		2000m 4000m 6000m 8000m 10000m 12000m 14000m 16000m 18000m 20000m 00:04:13.2 00:08:49.7 00:12:24.2 00:15:55.5 00:19:20.6 00:22:54.2 00:27:10.9 00:31:35.5 00:36:13.3 00:39:58.5							
103.		Gunn David Liphook Racing		1963	00:09:39.3	00:23:59.8	00:37:28.8	00:42:39.2	+00:06:10.1
19.Men 51 - 60		2000m 4000m 6000m 8000m 10000m 12000m 14000m 16000m 18000m 20000m 00:04:25.2 00:08:59.8 00:12:29.1 00:15:57.7 00:19:18.6 00:22:49.9 00:27:10.7 00:31:36.1 00:36:16.1 00:40:02.7							
104.		Langiewicz Marek RouvyPL		1964	00:09:29.3	00:24:09.4	00:37:30.0	00:42:39.3	+00:06:10.1
20.Men 51 - 60		2000m 4000m 6000m 8000m 10000m 12000m 14000m 16000m 18000m 20000m 00:04:16.2 00:08:49.9 00:12:23.0 00:15:55.6 00:19:23.5 00:23:04.2 00:27:19.6 00:31:44.4 00:36:20.0 00:40:02.8							
105.		Vorster Larry PPA		1968	00:09:45.5	00:24:15.7	00:37:53.9	00:42:39.4	+00:06:10.2
21.Men 51 - 60		2000m 4000m 6000m 8000m 10000m 12000m 14000m 16000m 18000m 20000m 00:04:30.4 00:09:06.8 00:12:33.1 00:16:06.7 00:19:33.8 00:23:09.8 00:27:26.7 00:31:45.6 00:36:19.2 00:40:02.6							
106.		Holeš Pavel HoHo / Scott fan		1978	00:09:41.2	00:23:55.5	00:37:35.8	00:42:42.9	+00:06:13.7
48.Men 41 - 50		2000m 4000m 6000m 8000m 10000m 12000m 14000m 16000m 18000m 20000m 00:04:29.4 00:08:59.9 00:12:24.0 00:15:56.5 00:19:16.9 00:22:49.8 00:27:07.5 00:31:45.3 00:36:23.2 00:40:07.9							
107.		Stewart Alaster		1972	00:10:20.8	00:24:18.6	00:37:35.1	00:42:44.6	+00:06:15.4
49.Men 41 - 50		2000m 4000m 6000m 8000m 10000m 12000m 14000m 16000m 18000m 20000m 00:04:42.8 00:09:16.9 00:12:49.2 00:16:20.4 00:19:42.0 00:23:11.9 00:27:25.8 00:31:45.7 00:36:20.0 00:40:05.9							
108.		Wishart David		1985	00:09:34.6	00:24:31.1	00:37:29.7	00:42:44.7	+00:06:15.5
30.Men 31 - 40		2000m 4000m 6000m 8000m 10000m 12000m 14000m 16000m 18000m 20000m 00:04:15.4 00:08:47.8 00:12:27.3 00:15:56.6 00:19:40.7 00:23:11.1 00:27:24.8 00:31:43.2 00:36:20.0 00:40:03.8							

ROUVY

ELITE

Santini

NUTREND®
















Rank abs/cat	Jersey	Name	CoR	DoB	INT1	INT2	INT3	Finishtime	
109.		Flensburg Stig LADA World		1964	00:09:45.3	00:24:31.8	00:37:46.2	00:42:45.4	+00:06:16.2
22.Men 51 - 60		2000m 00:04:31.6 4000m 00:09:07.1 6000m 00:12:36.3 8000m 00:16:36.6 10000m 00:19:55.7 12000m 00:23:23.2 14000m 00:27:36.9 16000m 00:32:01.8 18000m 00:36:34.2 20000m 00:40:15.6							
110.		Studer Peter		1955	00:10:07.7	00:24:18.7	00:37:32.9	00:42:46.1	+00:06:16.9
2.Men 60+		2000m 00:04:52.8 4000m 00:09:30.3 6000m 00:12:55.6 8000m 00:16:22.5 10000m 00:19:41.9 12000m 00:23:12.1 14000m 00:27:25.5 16000m 00:31:46.5 18000m 00:36:19.3 20000m 00:40:06.4							
111.		Rivera Carlos		1976	00:09:28.1	00:24:00.6	00:37:22.5	00:42:46.3	+00:06:17.1
50.Men 41 - 50		2000m 00:04:21.4 4000m 00:08:45.9 6000m 00:12:21.0 8000m 00:15:56.2 10000m 00:19:19.8 12000m 00:22:55.0 14000m 00:27:08.5 16000m 00:31:32.3 18000m 00:36:08.0 20000m 00:40:00.4							
112.		Dusa Gabor		1967	00:09:23.5	00:24:10.5	00:37:58.0	00:42:49.2	+00:06:20.1
23.Men 51 - 60		2000m 00:04:14.6 4000m 00:08:46.8 6000m 00:12:09.4 8000m 00:15:38.3 10000m 00:18:58.6 12000m 00:22:45.0 14000m 00:27:21.6 16000m 00:31:45.5 18000m 00:36:19.3 20000m 00:40:09.5							
113.		von Ohlen Guido RSV Sonthofen		1974	00:09:29.3	00:24:13.4	00:38:11.0	00:42:50.8	+00:06:21.6
51.Men 41 - 50		2000m 00:04:15.5 4000m 00:08:49.0 6000m 00:12:21.2 8000m 00:15:56.5 10000m 00:19:22.9 12000m 00:23:00.8 14000m 00:27:26.6 16000m 00:31:58.5 18000m 00:36:35.2 20000m 00:40:15.7							
114.		Schneider Michael		1985	00:10:12.4	00:24:12.6	00:37:43.7	00:42:51.0	+00:06:21.8
31.Men 31 - 40		2000m 00:04:26.3 4000m 00:09:07.8 6000m 00:12:42.2 8000m 00:16:16.4 10000m 00:19:40.8 12000m 00:23:13.0 14000m 00:27:21.8 16000m 00:31:46.3 18000m 00:36:32.0 20000m 00:40:16.7							
115.		Lopatka Luboslav For Fun		1978	00:09:43.3	00:24:34.3	00:37:46.7	00:42:51.0	+00:06:21.9
52.Men 41 - 50		2000m 00:04:25.4 4000m 00:09:03.8 6000m 00:12:34.5 8000m 00:16:06.4 10000m 00:19:33.5 12000m 00:23:09.8 14000m 00:27:28.0 16000m 00:31:57.7 18000m 00:36:35.3 20000m 00:40:16.5							
116.		Cotton Richard		1973	00:10:03.8	00:24:07.7	00:38:05.5	00:42:51.1	+00:06:21.9
53.Men 41 - 50		2000m 00:04:24.5 4000m 00:09:02.9 6000m 00:12:30.3 8000m 00:15:57.4 10000m 00:19:20.9 12000m 00:22:56.1 14000m 00:27:16.6 16000m 00:31:50.4 18000m 00:36:32.3 20000m 00:40:16.6							
117.		Rudnicki Wojciech		1983	00:10:07.3	00:24:54.1	00:37:46.0	00:42:51.3	+00:06:22.1
32.Men 31 - 40		2000m 00:04:39.5 4000m 00:09:24.1 6000m 00:12:58.4 8000m 00:16:28.9 10000m 00:19:57.0 12000m 00:23:33.4 14000m 00:27:50.0 16000m 00:32:12.6 18000m 00:36:39.3 20000m 00:40:13.8							
118.		Ottesen Eyvind		1964	00:09:46.6	00:23:46.5	00:37:36.9	00:42:52.1	+00:06:22.9
24.Men 51 - 60		2000m 00:04:41.3 4000m 00:09:06.8 6000m 00:12:31.4 8000m 00:15:57.4 10000m 00:19:13.9 12000m 00:22:40.7 14000m 00:26:54.7 16000m 00:31:25.2 18000m 00:36:16.0 20000m 00:40:12.5							
119.		Veto Xavier		1973	00:09:56.7	00:24:58.5	00:37:55.4	00:42:52.6	+00:06:23.4
54.Men 41 - 50		2000m 00:04:47.4 4000m 00:09:16.0 6000m 00:12:49.2 8000m 00:16:25.6 10000m 00:19:56.9 12000m 00:23:39.3 14000m 00:27:54.2 16000m 00:32:08.4 18000m 00:36:28.1 20000m 00:40:04.7							
120.		jeanne guillaume USSJ Cyclisme		1975	00:09:33.2	00:24:12.9	00:37:53.2	00:42:56.8	+00:06:27.6
55.Men 41 - 50		2000m 00:04:11.4 4000m 00:08:55.0 6000m 00:12:25.2 8000m 00:15:54.3 10000m 00:19:20.8 12000m 00:23:03.2 14000m 00:27:27.7 16000m 00:31:58.7 18000m 00:36:35.4 20000m 00:40:23.8							
121.		Carrara Giuliano S.B.S.		1972	00:10:33.8	00:25:04.8	00:38:04.6	00:42:58.5	+00:06:29.3
56.Men 41 - 50		2000m 00:04:19.2 4000m 00:09:26.9 6000m 00:13:09.5 8000m 00:16:48.8 10000m 00:20:11.2 12000m 00:23:51.3 14000m 00:27:49.9 16000m 00:32:19.7 18000m 00:36:35.5 20000m 00:40:15.9							
122.		M-ski Mariusz STC Sokółów Podlaski		1986	00:09:37.5	00:24:03.7	00:37:58.7	00:43:00.7	+00:06:31.5
33.Men 31 - 40		2000m 00:04:19.4 4000m 00:08:58.1 6000m 00:12:28.2 8000m 00:15:58.4 10000m 00:19:22.6 12000m 00:22:51.9 14000m 00:27:17.5 16000m 00:31:51.4 18000m 00:36:39.3 20000m 00:40:32.7							

ROUVY

ELITE

Santini

NUTREND®



























Rank abs/cat	Jersey	Name	CoR	DoB	INT1	INT2	INT3	Finishtime	
123.		Di Lernia Stefano SGM TRIATHLON		1969	00:10:09.4	00:24:51.8	00:38:01.2	00:43:01.6	+00:06:32.4
25.Men 51 - 60		2000m 00:04:54.4 4000m 00:09:25.1 6000m 00:13:03.4 8000m 00:16:48.9 10000m 00:20:20.2 12000m 00:23:54.3 14000m 00:27:55.4 16000m 00:32:06.5 18000m 00:36:32.5 20000m 00:40:16.7							
124.		Steele Warren Team VR		1978	00:09:15.3	00:23:58.5	00:38:29.8	00:43:11.5	+00:06:42.3
57.Men 41 - 50		2000m 00:04:03.9 4000m 00:08:35.5 6000m 00:12:10.2 8000m 00:15:45.3 10000m 00:19:12.6 12000m 00:22:48.9 14000m 00:27:48.7 16000m 00:32:14.6 18000m 00:36:53.1 20000m 00:40:39.3							
125.		Czaja Maciej miniclassic.pl		1976	00:10:08.6	00:24:30.8	00:38:05.8	00:43:11.7	+00:06:42.5
58.Men 41 - 50		2000m 00:04:50.4 4000m 00:09:31.9 6000m 00:12:57.5 8000m 00:16:27.8 10000m 00:19:52.8 12000m 00:23:24.0 14000m 00:27:40.9 16000m 00:32:14.5 18000m 00:36:54.4 20000m 00:40:37.1							
126.		Desbiolles Sebastien		1982	00:09:57.6	00:24:10.6	00:38:22.4	00:43:12.6	+00:06:43.4
34.Men 31 - 40		2000m 00:04:21.4 4000m 00:08:53.8 6000m 00:12:29.3 8000m 00:15:57.4 10000m 00:19:22.7 12000m 00:23:00.9 14000m 00:27:19.9 16000m 00:31:57.5 18000m 00:36:42.2 20000m 00:40:33.8							
127.		Marek Libor MTB Sumava Riders		1975	00:09:00.2	00:23:55.4	00:38:04.2	00:43:21.0	+00:06:51.8
59.Men 41 - 50		2000m 00:03:56.3 4000m 00:08:24.5 6000m 00:11:50.2 8000m 00:15:20.5 10000m 00:18:46.5 12000m 00:22:25.7 14000m 00:26:59.5 16000m 00:31:48.3 18000m 00:36:43.3 20000m 00:40:38.9							
128.		Szuromi Bence		1976	00:09:28.3	00:24:05.6	00:37:59.2	00:43:26.1	+00:06:56.9
60.Men 41 - 50		2000m 00:04:21.4 4000m 00:08:49.9 6000m 00:12:21.4 8000m 00:15:55.7 10000m 00:19:20.9 12000m 00:22:58.1 14000m 00:27:21.9 16000m 00:31:55.5 18000m 00:36:40.4 20000m 00:40:37.9							
129.		Bauer Thomas		1993	00:09:37.5	00:24:46.3	00:38:06.8	00:43:28.6	+00:06:59.4
5.Men 21 - 30		2000m 00:04:17.5 4000m 00:08:55.9 6000m 00:12:29.1 8000m 00:16:02.6 10000m 00:19:37.0 12000m 00:23:21.1 14000m 00:27:46.2 16000m 00:32:14.5 18000m 00:36:56.2 20000m 00:40:41.6							
130.		Zlamal Tomas Nutrend		1979	00:10:29.6	00:25:02.0	00:38:10.0	00:43:28.8	+00:06:59.6
61.Men 41 - 50		2000m 00:05:06.5 4000m 00:09:48.0 6000m 00:13:22.8 8000m 00:16:58.9 10000m 00:20:26.2 12000m 00:24:00.6 14000m 00:28:14.3 16000m 00:32:37.9 18000m 00:37:03.3 20000m 00:40:41.7							
131.		Reszka Marcin 2kola		1979	00:10:05.2	00:24:18.9	00:38:33.9	00:43:30.4	+00:07:01.3
62.Men 41 - 50		2000m 00:04:25.2 4000m 00:09:03.0 6000m 00:12:34.1 8000m 00:16:07.6 10000m 00:19:33.0 12000m 00:23:10.1 14000m 00:27:34.7 16000m 00:32:08.8 18000m 00:36:55.6 20000m 00:40:49.1							
132.		GERMAIN BRUNO NONO TEAM		1973	00:09:29.1	00:24:23.6	00:38:37.8	00:43:30.6	+00:07:01.4
63.Men 41 - 50		2000m 00:04:16.3 4000m 00:08:49.8 6000m 00:12:25.1 8000m 00:15:59.4 10000m 00:19:32.8 12000m 00:23:13.2 14000m 00:27:43.2 16000m 00:32:16.9 18000m 00:37:04.4 20000m 00:40:48.7							
133.		Pilimon Krzysztof Suchy Las		1970	00:10:09.4	00:24:55.6	00:38:28.0	00:43:35.6	+00:07:06.4
26.Men 51 - 60		2000m 00:04:51.6 4000m 00:09:31.9 6000m 00:12:58.3 8000m 00:16:30.7 10000m 00:19:56.9 12000m 00:23:31.0 14000m 00:27:57.1 16000m 00:32:33.7 18000m 00:37:13.3 20000m 00:41:02.2							
134.		Odekerken Christophe		1973	00:09:43.3	00:24:43.8	00:38:51.0	00:43:36.4	+00:07:07.3
64.Men 41 - 50		2000m 00:04:23.1 4000m 00:09:03.0 6000m 00:12:34.1 8000m 00:16:16.2 10000m 00:19:41.7 12000m 00:23:21.2 14000m 00:27:46.6 16000m 00:32:17.4 18000m 00:37:13.2 20000m 00:41:00.1							
135.		vandeputte françois BCT		1958	00:09:47.2	00:24:47.5	00:38:38.9	00:43:38.4	+00:07:09.2
3.Men 60+		2000m 00:04:27.3 4000m 00:09:05.0 6000m 00:12:37.4 8000m 00:16:18.6 10000m 00:19:47.7 12000m 00:23:24.2 14000m 00:27:46.1 16000m 00:32:14.7 18000m 00:36:58.4 20000m 00:40:57.9							
136.		Barthel Silvio Team Erdinger alkoholfrei		1981	00:09:42.3	00:24:15.6	00:38:35.6	00:43:38.4	+00:07:09.3
35.Men 31 - 40		2000m 00:04:24.0 4000m 00:09:02.1 6000m 00:12:33.2 8000m 00:16:06.7 10000m 00:19:34.0 12000m 00:23:09.3 14000m 00:27:29.0 16000m 00:32:07.5 18000m 00:36:54.2 20000m 00:40:54.0							

ROUVY

ELITE

Santini

NUTREND®

Rank abs/cat	Jersey	Name	CoR	DoB	INT1	INT2	INT3	Finishtime	
137.		Heil Matthias Gatley (B Team)		1965	00:09:30.4	00:24:18.6	00:38:44.0	00:43:38.5	+00:07:09.3
27.Men 51 - 60		2000m 4000m 6000m 8000m 10000m 12000m 14000m 16000m 18000m 20000m							
		00:04:09.3 00:08:47.5 00:12:21.0 00:15:56.5 00:19:26.6 00:23:11.0 00:27:36.9 00:32:15.7 00:37:02.5 00:40:57.8							
138.		Bonckaert Wim		1981	00:10:03.3	00:24:48.9	00:38:25.0	00:43:43.4	+00:07:14.2
36.Men 31 - 40		2000m 4000m 6000m 8000m 10000m 12000m 14000m 16000m 18000m 20000m							
		00:04:41.7 00:09:20.2 00:12:54.5 00:16:29.7 00:19:56.8 00:23:39.2 00:28:02.8 00:32:33.6 00:37:13.7 00:40:59.8							
139.		de Kerf Dominic		1969	00:10:13.7	00:24:58.8	00:38:35.1	00:43:47.2	+00:07:18.0
28.Men 51 - 60		2000m 4000m 6000m 8000m 10000m 12000m 14000m 16000m 18000m 20000m							
		00:04:39.4 00:09:32.9 00:13:05.8 00:16:40.6 00:20:10.8 00:23:51.2 00:28:14.4 00:32:48.8 00:37:25.6 00:41:10.0							
140.		Cox Bradley		1968	00:10:10.5	00:24:47.8	00:38:41.4	00:43:53.5	+00:07:24.3
29.Men 51 - 60		2000m 4000m 6000m 8000m 10000m 12000m 14000m 16000m 18000m 20000m							
		00:04:48.6 00:09:30.3 00:13:03.4 00:16:37.7 00:20:01.7 00:23:38.0 00:28:02.9 00:32:37.8 00:37:27.9 00:41:16.2							
141.		Power Tom Tramore Wheelers		1975	00:10:06.7	00:24:46.8	00:39:06.6	00:43:56.4	+00:07:27.2
65.Men 41 - 50		2000m 4000m 6000m 8000m 10000m 12000m 14000m 16000m 18000m 20000m							
		00:04:38.5 00:09:25.0 00:12:58.2 00:16:35.7 00:20:02.1 00:23:39.5 00:28:02.9 00:32:36.7 00:37:26.6 00:41:19.1							
142.		Mireisz Bernhard Tri-Sport Lübeck		1978	00:09:55.4	00:25:09.6	00:38:40.5	00:43:56.5	+00:07:27.3
66.Men 41 - 50		2000m 4000m 6000m 8000m 10000m 12000m 14000m 16000m 18000m 20000m							
		00:04:32.2 00:09:14.1 00:12:51.5 00:16:27.4 00:19:59.9 00:23:48.2 00:28:13.9 00:32:47.8 00:37:28.4 00:41:18.9							
143.		Blanc Sebastien MTB Les Dejanter Du Coteau (33350)		1975	00:10:05.7	00:24:59.1	00:38:48.4	00:44:04.0	+00:07:34.8
67.Men 41 - 50		2000m 4000m 6000m 8000m 10000m 12000m 14000m 16000m 18000m 20000m							
		00:04:42.3 00:09:26.0 00:13:00.5 00:16:37.8 00:20:11.1 00:23:51.6 00:28:10.6 00:32:45.0 00:37:32.6 00:41:25.0							
144.		Ronsgard Per		1974	00:10:30.5	00:25:44.9	00:38:51.5	00:44:04.2	+00:07:35.0
68.Men 41 - 50		2000m 4000m 6000m 8000m 10000m 12000m 14000m 16000m 18000m 20000m							
		00:04:57.5 00:09:47.4 00:13:26.6 00:17:08.0 00:20:43.2 00:24:22.4 00:28:39.1 00:33:06.0 00:37:40.7 00:41:25.0							
145.		Bar Ant RouvyFR		1979	00:10:30.7	00:25:45.8	00:38:43.3	00:44:04.9	+00:07:35.8
69.Men 41 - 50		2000m 4000m 6000m 8000m 10000m 12000m 14000m 16000m 18000m 20000m							
		00:04:54.9 00:09:45.2 00:13:21.8 00:17:02.8 00:20:37.2 00:24:21.5 00:28:40.5 00:33:03.1 00:37:32.6 00:41:16.2							
146.		Jankowsky Kazik Starsky Cycling		1966	00:09:44.1	00:24:45.9	00:38:49.4	00:44:05.3	+00:07:36.2
30.Men 51 - 60		2000m 4000m 6000m 8000m 10000m 12000m 14000m 16000m 18000m 20000m							
		00:04:24.3 00:08:59.9 00:12:37.3 00:16:18.7 00:19:56.9 00:23:39.4 00:28:02.9 00:32:33.7 00:37:14.5 00:41:09.0							
147.		Wojnarowski Jacek RouvyPL		1977	00:10:05.4	00:25:19.8	00:38:41.2	00:44:05.7	+00:07:36.5
70.Men 41 - 50		2000m 4000m 6000m 8000m 10000m 12000m 14000m 16000m 18000m 20000m							
		00:04:43.5 00:09:25.0 00:13:07.5 00:16:47.0 00:20:18.8 00:24:00.6 00:28:20.1 00:32:49.9 00:37:27.5 00:41:17.2							
148.		Schreiber Chris		1988	00:10:30.9	00:25:31.1	00:38:51.4	00:44:13.3	+00:07:44.2
37.Men 31 - 40		2000m 4000m 6000m 8000m 10000m 12000m 14000m 16000m 18000m 20000m							
		00:04:55.4 00:09:51.0 00:13:26.5 00:17:07.6 00:20:43.3 00:24:21.8 00:28:43.2 00:33:09.1 00:37:40.6 00:41:28.9							
149.		CAPELLI Arnaud Elite Drivo 2		1974	00:10:21.8	00:25:17.2	00:38:49.2	00:44:13.4	+00:07:44.2
71.Men 41 - 50		2000m 4000m 6000m 8000m 10000m 12000m 14000m 16000m 18000m 20000m							
		00:04:54.3 00:09:40.1 00:13:14.4 00:16:49.6 00:20:21.3 00:24:07.6 00:28:34.4 00:33:03.1 00:37:36.9 00:41:26.3							
150.		Glaser Harald		1977	00:10:13.5	00:25:01.5	00:39:14.9	00:44:13.7	+00:07:44.5
72.Men 41 - 50		2000m 4000m 6000m 8000m 10000m 12000m 14000m 16000m 18000m 20000m							
		00:04:48.5 00:09:30.9 00:13:04.6 00:16:47.4 00:20:19.1 00:23:54.9 00:28:19.7 00:32:52.6 00:37:37.3 00:41:28.6							

ROUVY

ELITE

Santini

NUTREND®





























Rank abs/cat	Jersey	Name	CoR	DoB	INT1	INT2	INT3	Finishtime			
151.		Standaert Joop		1958	00:10:36.6	00:25:31.0	00:38:54.0	00:44:13.9	+00:07:44.7		
4.Men 60+				Username joop25							
		2000m	4000m	6000m	8000m	10000m	12000m	14000m	16000m	18000m	20000m
		00:04:59.3	00:09:55.3	00:13:33.4	00:17:13.0	00:20:44.0	00:24:23.4	00:28:45.0	00:33:10.0	00:37:41.5	00:41:29.2
152.		Hvorečný Jaroslav		1981	00:10:36.5	00:25:09.9	00:39:15.7	00:44:16.6	+00:07:47.4		
38.Men 31 - 40		Fatra Team		Username smazo							
		2000m	4000m	6000m	8000m	10000m	12000m	14000m	16000m	18000m	20000m
		00:05:14.4	00:09:57.4	00:13:29.4	00:17:01.9	00:20:26.0	00:24:02.5	00:28:17.3	00:33:11.1	00:37:57.8	00:41:46.2
153.		Catteau Frederic		1968	00:10:40.6	00:25:43.1	00:39:07.7	00:44:20.3	+00:07:51.1		
31.Men 51 - 60				Username Fred87							
		2000m	4000m	6000m	8000m	10000m	12000m	14000m	16000m	18000m	20000m
		00:04:53.5	00:09:57.2	00:13:40.9	00:17:28.2	00:20:57.4	00:24:34.8	00:28:57.3	00:33:25.2	00:37:56.7	00:41:40.4
154.		Pietsch Ole		1965	00:10:12.6	00:25:19.0	00:39:18.7	00:44:20.4	+00:07:51.3		
32.Men 51 - 60				Username O.Pietsch							
		2000m	4000m	6000m	8000m	10000m	12000m	14000m	16000m	18000m	20000m
		00:04:43.4	00:09:29.0	00:13:05.8	00:16:47.0	00:20:20.0	00:23:55.7	00:28:20.2	00:32:51.1	00:37:39.7	00:41:34.2
155.		Creteigny Laurent		1973	00:10:39.9	00:25:08.9	00:39:16.6	00:44:20.6	+00:07:51.4		
73.Men 41 - 50				Username laurentc							
		2000m	4000m	6000m	8000m	10000m	12000m	14000m	16000m	18000m	20000m
		00:04:44.5	00:09:37.3	00:13:13.6	00:16:50.7	00:20:18.8	00:23:55.5	00:28:31.4	00:33:07.8	00:37:57.6	00:41:47.2
156.		Pereira Joao		1996	00:10:25.7	00:25:45.3	00:39:15.5	00:44:20.6	+00:07:51.5		
6.Men 21 - 30				Username joapereira							
		2000m	4000m	6000m	8000m	10000m	12000m	14000m	16000m	18000m	20000m
		00:04:45.5	00:09:40.3	00:13:31.4	00:17:22.0	00:20:53.3	00:24:38.8	00:28:55.6	00:33:23.0	00:38:01.0	00:41:47.1
157.		Cross Nate		1963	00:09:56.6	00:24:59.2	00:39:13.4	00:44:20.7	+00:07:51.5		
33.Men 51 - 60		Type 1 - Changing Diabetes!		Username NateCrossType1							
		2000m	4000m	6000m	8000m	10000m	12000m	14000m	16000m	18000m	20000m
		00:04:31.5	00:09:14.7	00:12:52.5	00:16:23.4	00:19:46.0	00:23:30.0	00:28:09.9	00:32:57.1	00:37:53.8	00:41:46.4
158.		Terra Emidio		1991	00:10:41.8	00:25:37.1	00:38:52.4	00:44:21.4	+00:07:52.2		
7.Men 21 - 30		Rouvy Ambassador		Username emidioland							
		2000m	4000m	6000m	8000m	10000m	12000m	14000m	16000m	18000m	20000m
		00:04:51.7	00:09:57.3	00:13:34.6	00:17:13.8	00:20:48.5	00:24:33.8	00:28:44.2	00:33:08.1	00:37:42.6	00:41:30.3
159.		Halva Jakub		1998	00:10:05.6	00:25:07.2	00:39:06.3	00:44:22.4	+00:07:53.2		
8.Men 21 - 30				Username newwayne							
		2000m	4000m	6000m	8000m	10000m	12000m	14000m	16000m	18000m	20000m
		00:04:31.7	00:09:21.1	00:12:59.5	00:16:45.9	00:20:20.2	00:24:01.5	00:28:21.4	00:33:05.9	00:37:53.9	00:41:46.2
160.		jan_delancker jan		1975	00:10:17.8	00:25:36.0	00:39:31.4	00:44:24.7	+00:07:55.5		
74.Men 41 - 50		Trust mtb team		Username jan_delancker							
		2000m	4000m	6000m	8000m	10000m	12000m	14000m	16000m	18000m	20000m
		00:04:42.3	00:09:34.0	00:13:16.7	00:16:56.7	00:20:30.2	00:24:14.6	00:28:37.4	00:33:13.8	00:37:57.7	00:41:43.3
161.		Bosch Philipp		1987	00:10:29.8	00:25:33.1	00:39:06.3	00:44:24.8	+00:07:55.6		
39.Men 31 - 40				Username philipp534							
		2000m	4000m	6000m	8000m	10000m	12000m	14000m	16000m	18000m	20000m
		00:04:57.6	00:09:48.5	00:13:26.7	00:17:07.9	00:20:44.5	00:24:22.5	00:28:45.4	00:33:10.3	00:37:53.6	00:41:43.1
162.		Loki1972 Arndt		1972	00:10:50.1	00:25:24.2	00:39:33.8	00:44:28.7	+00:07:59.5		
75.Men 41 - 50				Username Loki1972							
		2000m	4000m	6000m	8000m	10000m	12000m	14000m	16000m	18000m	20000m
		00:04:45.7	00:09:43.3	00:13:21.4	00:17:01.0	00:20:34.9	00:24:16.5	00:28:37.2	00:33:10.8	00:37:57.8	00:41:47.2
163.		Di Cristo Giuseppe		1982	00:11:16.9	00:26:06.4	00:40:11.2	00:44:34.2	+00:08:05.0		
40.Men 31 - 40		ASD ROKKA BIKE		Username G.DICRISTO							
		2000m	4000m	6000m	8000m	10000m	12000m	14000m	16000m	18000m	20000m
		00:05:09.5	00:10:42.6	00:14:02.0	00:17:24.8	00:20:43.9	00:24:33.9	00:28:55.5	00:33:30.3	00:38:15.2	00:42:09.3
164.		LaRochelle Eric		1980	00:10:02.3	00:24:58.0	00:39:17.8	00:44:35.4	+00:08:06.3		
76.Men 41 - 50		Taureaux de Gatineau		Username eric.larochelle.921							
		2000m	4000m	6000m	8000m	10000m	12000m	14000m	16000m	18000m	20000m
		00:04:37.6	00:09:16.9	00:12:58.7	00:16:33.7	00:20:04.9	00:23:48.3	00:28:18.3	00:32:52.9	00:37:41.7	00:41:35.4

ROUVY

ELITE

Santini

NUTREND®

Rank abs/cat	Jersey	Name	CoR	DoB	INT1	INT2	INT3	Finishtime			
165.		Łapiński Radosław		1972	00:10:06.7	00:25:09.1	00:39:16.4	00:44:35.5	+00:08:06.3		
77.Men 41 - 50		2000m 00:04:32.4	4000m 00:09:23.1	6000m 00:12:59.4	8000m 00:16:41.5	10000m 00:20:11.9	12000m 00:24:01.3	14000m 00:28:25.3	16000m 00:33:07.8	18000m 00:37:59.8	20000m 00:41:54.1
166.		Zimoch Jeremi Old Skull Boys		1975	00:10:03.3	00:25:09.0	00:39:13.4	00:44:35.9	+00:08:06.8		
78.Men 41 - 50		2000m 00:04:44.4	4000m 00:09:25.8	6000m 00:13:00.5	8000m 00:16:37.6	10000m 00:20:14.0	12000m 00:23:55.4	14000m 00:28:21.2	16000m 00:33:03.7	18000m 00:37:59.6	20000m 00:41:49.5
167.		Vollmer Andi		1983	00:10:20.5	00:25:02.1	00:39:28.6	00:44:39.5	+00:08:10.3		
41.Men 31 - 40		2000m 00:04:58.9	4000m 00:09:40.0	6000m 00:13:14.6	8000m 00:16:47.9	10000m 00:20:15.3	12000m 00:23:51.5	14000m 00:28:25.0	16000m 00:33:12.0	18000m 00:38:05.1	20000m 00:42:04.6
168.		Kratzer Frank		1963	00:11:20.1	00:26:11.4	00:39:22.6	00:44:39.6	+00:08:10.4		
34.Men 51 - 60		2000m 00:05:15.8	4000m 00:10:40.8	6000m 00:14:13.0	8000m 00:17:45.4	10000m 00:21:10.6	12000m 00:24:47.9	14000m 00:29:11.4	16000m 00:33:35.3	18000m 00:38:10.1	20000m 00:41:57.6
169.		Lappin Stephen		1969	00:10:13.7	00:25:13.8	00:39:27.4	00:44:39.7	+00:08:10.6		
35.Men 51 - 60		2000m 00:04:32.3	4000m 00:09:33.0	6000m 00:13:08.3	8000m 00:16:46.8	10000m 00:20:20.8	12000m 00:24:01.3	14000m 00:28:36.1	16000m 00:33:18.1	18000m 00:38:09.9	20000m 00:42:03.2
170.		Kirby Simon Holmfirth CC		1966	00:10:17.6	00:25:24.3	00:39:13.6	00:44:40.0	+00:08:10.8		
36.Men 51 - 60		2000m 00:04:41.4	4000m 00:09:34.2	6000m 00:13:12.5	8000m 00:16:51.5	10000m 00:20:27.3	12000m 00:24:14.6	14000m 00:28:41.0	16000m 00:33:13.7	18000m 00:38:00.9	20000m 00:41:52.0
171.		Hengst Lothaire		1972	00:10:57.9	00:26:25.0	00:39:25.8	00:44:40.4	+00:08:11.2		
79.Men 41 - 50		2000m 00:05:07.7	4000m 00:10:06.1	6000m 00:13:53.7	8000m 00:17:42.1	10000m 00:21:24.8	12000m 00:25:07.9	14000m 00:29:26.8	16000m 00:33:55.2	18000m 00:38:20.9	20000m 00:41:58.4
172.		Soeborg Tue		1976	00:10:09.7	00:25:18.9	00:39:45.3	00:44:40.6	+00:08:11.4		
80.Men 41 - 50		2000m 00:04:36.6	4000m 00:09:25.2	6000m 00:13:06.7	8000m 00:16:47.8	10000m 00:20:20.9	12000m 00:24:06.5	14000m 00:28:40.2	16000m 00:33:15.2	18000m 00:38:04.7	20000m 00:42:03.1
173.		Peinelt Roland		1963	00:11:24.0	00:26:11.4	00:39:52.5	00:44:47.0	+00:08:17.8		
37.Men 51 - 60		2000m 00:05:37.4	4000m 00:10:39.5	6000m 00:14:23.2	8000m 00:18:03.0	10000m 00:21:32.5	12000m 00:25:06.8	14000m 00:29:20.7	16000m 00:33:43.4	18000m 00:38:18.1	20000m 00:42:03.2
174.		Felgueiras Vítor Bandarras Clube Ciclismo de Trancoso		1981	00:10:11.0	00:25:27.2	00:39:25.3	00:44:48.2	+00:08:19.0		
42.Men 31 - 40		2000m 00:04:25.2	4000m 00:08:58.8	6000m 00:12:51.1	8000m 00:16:45.6	10000m 00:20:16.8	12000m 00:24:00.3	14000m 00:28:34.2	16000m 00:33:19.9	18000m 00:38:11.9	20000m 00:42:06.4
175.		Agostinacchio Aldo		1968	00:11:40.3	00:26:15.5	00:39:56.6	00:44:48.4	+00:08:19.2		
38.Men 51 - 60		2000m 00:06:09.9	4000m 00:10:57.8	6000m 00:14:32.8	8000m 00:18:08.2	10000m 00:21:36.5	12000m 00:25:10.8	14000m 00:29:25.7	16000m 00:33:48.4	18000m 00:38:24.2	20000m 00:42:05.5
176.		Monerris Javier		1979	00:10:48.7	00:25:46.2	00:39:34.7	00:44:48.5	+00:08:19.3		
81.Men 41 - 50		2000m 00:05:14.9	4000m 00:10:08.1	6000m 00:13:50.0	8000m 00:17:29.0	10000m 00:20:56.2	12000m 00:24:35.4	14000m 00:29:00.5	16000m 00:33:35.1	18000m 00:38:17.8	20000m 00:42:08.4
177.		Foley Matthew		1981	00:10:13.8	00:25:09.3	00:40:07.9	00:44:50.7	+00:08:21.5		
43.Men 31 - 40		2000m 00:04:29.6	4000m 00:09:31.1	6000m 00:13:09.7	8000m 00:16:50.7	10000m 00:20:19.1	12000m 00:23:56.4	14000m 00:28:26.4	16000m 00:33:09.9	18000m 00:38:23.0	20000m 00:42:16.6
178.		VT Michel		1967	00:10:56.9	00:25:51.0	00:39:34.7	00:44:51.0	+00:08:21.8		
39.Men 51 - 60		2000m 00:04:51.7	4000m 00:09:52.2	6000m 00:13:36.7	8000m 00:17:22.7	10000m 00:20:57.2	12000m 00:24:40.7	14000m 00:28:59.2	16000m 00:33:39.0	18000m 00:38:23.7	20000m 00:42:11.3































Rank abs/cat	Jersey	Name	CoR	DoB	INT1	INT2	INT3	Finishtime	
179.		Correia Paul Liphook		1969	00:10:21.8	00:25:34.3	00:39:32.9	00:44:51.1	+00:08:21.9
40.Men 51 - 60		2000m 4000m 6000m 8000m 10000m 12000m 14000m 16000m 18000m 20000m			00:04:51.8 00:09:41.4 00:13:16.6 00:16:56.7 00:20:27.2 00:24:08.4 00:28:38.4 00:33:18.1 00:38:15.2 00:42:10.7				
180.		Johnston Adam TEAM VR Triathlon		1979	00:10:14.3	00:25:09.0	00:39:55.1	00:44:51.1	+00:08:21.9
82.Men 41 - 50		2000m 4000m 6000m 8000m 10000m 12000m 14000m 16000m 18000m 20000m			00:04:33.6 00:09:31.2 00:13:11.5 00:16:47.8 00:20:19.1 00:23:56.2 00:28:30.9 00:33:13.1 00:38:14.4 00:42:10.0				
181.		Burt Russell PAA Cycling		1966	00:09:40.6	00:25:17.4	00:39:31.9	00:44:52.9	+00:08:23.8
41.Men 51 - 60		2000m 4000m 6000m 8000m 10000m 12000m 14000m 16000m 18000m 20000m			00:04:27.5 00:09:00.2 00:12:48.6 00:16:34.7 00:20:17.1 00:24:06.4 00:28:42.5 00:33:23.2 00:38:15.2 00:42:10.8				
182.		Frenzel Peter Leeze Baumberge		1960	00:10:06.8	00:25:02.0	00:39:28.9	00:44:52.9	+00:08:23.8
5.Men 60+		2000m 4000m 6000m 8000m 10000m 12000m 14000m 16000m 18000m 20000m			00:04:33.7 00:09:26.2 00:12:58.4 00:16:32.1 00:20:06.2 00:23:48.6 00:28:22.6 00:33:07.4 00:38:10.2 00:42:09.6				
183.		Denzler Robert SC Mühlendorf		1970	00:10:09.7	00:25:27.3	00:39:31.8	00:44:54.7	+00:08:25.5
42.Men 51 - 60		2000m 4000m 6000m 8000m 10000m 12000m 14000m 16000m 18000m 20000m			00:04:37.5 00:09:25.9 00:13:05.5 00:16:50.6 00:20:30.0 00:24:17.8 00:28:48.2 00:33:32.2 00:38:18.0 00:42:08.6				
184.		Poluchowicz Artur		1974	00:10:14.8	00:25:37.0	00:40:02.8	00:45:00.5	+00:08:31.3
83.Men 41 - 50		2000m 4000m 6000m 8000m 10000m 12000m 14000m 16000m 18000m 20000m			00:04:34.7 00:09:32.3 00:13:09.5 00:16:52.6 00:20:27.2 00:24:09.4 00:28:41.2 00:33:29.0 00:38:18.9 00:42:16.6				
185.		Fremut Ludvík Cyklo Atom cycling team		1970	00:10:48.9	00:25:45.0	00:39:59.0	00:45:02.1	+00:08:32.9
43.Men 51 - 60		2000m 4000m 6000m 8000m 10000m 12000m 14000m 16000m 18000m 20000m			00:04:56.7 00:09:42.9 00:13:27.6 00:17:07.8 00:20:44.9 00:24:34.5 00:28:58.3 00:33:36.1 00:38:24.1 00:42:12.4				
186.		Bender Lon PAA Cycling		1959	00:11:06.5	00:25:43.4	00:39:41.6	00:45:02.9	+00:08:33.7
6.Men 60+		2000m 4000m 6000m 8000m 10000m 12000m 14000m 16000m 18000m 20000m			00:05:03.5 00:10:03.2 00:13:41.5 00:17:27.1 00:20:56.4 00:24:34.9 00:28:59.6 00:33:39.0 00:38:23.9 00:42:17.4				
187.		Männikkö Jari		1966	00:10:23.4	00:26:21.8	00:39:43.7	00:45:03.9	+00:08:34.7
44.Men 51 - 60		2000m 4000m 6000m 8000m 10000m 12000m 14000m 16000m 18000m 20000m			00:04:51.5 00:09:38.9 00:13:26.4 00:17:14.9 00:20:59.4 00:24:58.6 00:29:23.7 00:33:56.0 00:38:32.8 00:42:18.3				
188.		Bienias Łukasz RouvyPL		1984	00:10:43.9	00:26:38.6	00:40:11.8	00:45:10.0	+00:08:40.8
44.Men 31 - 40		2000m 4000m 6000m 8000m 10000m 12000m 14000m 16000m 18000m 20000m			00:05:04.7 00:10:02.4 00:13:43.6 00:17:42.0 00:21:28.6 00:25:25.1 00:29:53.6 00:34:28.3 00:39:02.1 00:42:38.5				
189.		Niznik Roman Spektrum SZ		1979	00:10:19.6	00:25:27.1	00:40:08.0	00:45:13.7	+00:08:44.5
84.Men 41 - 50		2000m 4000m 6000m 8000m 10000m 12000m 14000m 16000m 18000m 20000m			00:04:43.3 00:09:34.9 00:13:15.7 00:16:56.7 00:20:30.0 00:24:14.5 00:28:45.3 00:33:32.9 00:38:25.5 00:42:29.5				
190.		Gyger Oliver Powerbar Swiss Explorers		1969	00:11:20.3	00:26:20.3	00:39:54.8	00:45:14.3	+00:08:45.1
45.Men 51 - 60		2000m 4000m 6000m 8000m 10000m 12000m 14000m 16000m 18000m 20000m			00:05:02.6 00:10:13.4 00:14:01.9 00:17:46.9 00:21:20.6 00:25:07.7 00:29:34.6 00:34:09.3 00:38:44.3 00:42:29.7				
191.		Gallo Raul		1984	00:11:00.9	00:25:58.7	00:39:42.6	00:45:15.1	+00:08:45.9
45.Men 31 - 40		2000m 4000m 6000m 8000m 10000m 12000m 14000m 16000m 18000m 20000m			00:05:05.7 00:09:53.4 00:13:32.7 00:17:19.9 00:20:52.5 00:24:33.8 00:28:57.3 00:33:34.1 00:38:29.0 00:42:20.6				
192.		Šedovič Martin		1985	00:11:06.0	00:26:02.0	00:40:03.8	00:45:16.8	+00:08:47.6
46.Men 31 - 40		2000m 4000m 6000m 8000m 10000m 12000m 14000m 16000m 18000m 20000m			00:04:58.5 00:09:59.4 00:13:47.8 00:17:29.0 00:20:54.2 00:24:36.7 00:29:02.7 00:33:48.4 00:38:45.0 00:42:36.7				

ROUVY

ELITE

Santini

NUTREND®

























Rank abs/cat	Jersey	Name	CoR	DoB	INT1	INT2	INT3	Finishtime			
193.		Blankenberger Jon		1989	00:10:34.9	00:25:51.1	00:40:02.8	00:45:17.2	+00:08:48.0		
47.Men 31 - 40					Username jblankenberger						
		2000m	4000m	6000m	8000m	10000m	12000m	14000m	16000m	18000m	20000m
		00:04:55.8	00:09:52.2	00:13:32.5	00:17:11.8	00:20:44.5	00:24:31.3	00:28:57.4	00:33:42.3	00:38:43.4	00:42:37.5
194.		Blanchet Daniel		1962	00:10:57.8	00:26:31.6	00:39:59.1	00:45:17.3	+00:08:48.1		
46.Men 51 - 60					Username dblanchet						
		2000m	4000m	6000m	8000m	10000m	12000m	14000m	16000m	18000m	20000m
		00:05:15.6	00:10:13.3	00:14:00.8	00:17:43.0	00:21:20.3	00:25:06.7	00:29:29.5	00:34:08.2	00:38:46.0	00:42:36.9
195.		Liu Alan		1982	00:10:27.0	00:26:08.2	00:40:24.5	00:45:17.3	+00:08:48.1		
48.Men 31 - 40					Username sur4k						
		2000m	4000m	6000m	8000m	10000m	12000m	14000m	16000m	18000m	20000m
		00:04:46.9	00:09:43.5	00:13:29.6	00:17:14.9	00:20:57.3	00:24:44.8	00:29:16.8	00:34:00.3	00:38:46.2	00:42:37.0
196.		Kottier Maarten		1976	00:11:30.6	00:26:56.2	00:40:02.6	00:45:22.4	+00:08:53.2		
85.Men 41 - 50					Username Maarten_Kottier						
		2000m	4000m	6000m	8000m	10000m	12000m	14000m	16000m	18000m	20000m
		00:05:26.8	00:10:22.5	00:14:11.7	00:18:01.0	00:21:40.6	00:25:34.0	00:29:46.9	00:34:08.4	00:38:51.9	00:42:39.5
197.		Padron Tomas		1963	00:10:30.6	00:25:45.1	00:39:54.6	00:45:22.6	+00:08:53.4		
47.Men 51 - 60					Username tpadron101063						
		2000m	4000m	6000m	8000m	10000m	12000m	14000m	16000m	18000m	20000m
		00:04:57.4	00:09:48.3	00:13:29.7	00:17:13.8	00:20:49.1	00:24:33.5	00:29:06.3	00:33:45.0	00:38:34.8	00:42:36.5
198.		cromstedt lennart		1968	00:10:06.3	00:25:52.9	00:39:55.6	00:45:22.9	+00:08:53.7		
48.Men 51 - 60					Username suecoloco68						
		2000m	4000m	6000m	8000m	10000m	12000m	14000m	16000m	18000m	20000m
		00:04:41.7	00:09:19.9	00:13:13.3	00:17:00.9	00:20:39.1	00:24:33.5	00:29:01.5	00:33:47.3	00:38:46.3	00:42:36.6
199.		Sicha Martin		1978	00:10:29.6	00:26:37.4	00:40:10.6	00:45:26.3	+00:08:57.1		
86.Men 41 - 50					Username grep1						
		2000m	4000m	6000m	8000m	10000m	12000m	14000m	16000m	18000m	20000m
		00:05:18.8	00:09:51.1	00:13:21.4	00:16:55.6	00:20:26.3	00:25:29.9	00:29:46.7	00:34:20.2	00:39:01.1	00:42:46.9
200.		Robbiedoo Rob		1965	00:10:17.4	00:25:45.0	00:40:28.8	00:45:26.6	+00:08:57.4		
49.Men 51 - 60		Eastbourne Rovers			Username robbiedoo						
		2000m	4000m	6000m	8000m	10000m	12000m	14000m	16000m	18000m	20000m
		00:04:33.5	00:09:33.8	00:13:20.4	00:17:04.7	00:20:39.9	00:24:28.6	00:29:01.5	00:33:49.1	00:38:47.0	00:42:43.7
201.		Vondráček Tomáš		1985	00:10:19.5	00:25:34.3	00:40:17.7	00:45:29.9	+00:09:00.7		
49.Men 31 - 40		X-TRAIL ORLOVÁ			Username TomasVondracek						
		2000m	4000m	6000m	8000m	10000m	12000m	14000m	16000m	18000m	20000m
		00:04:43.7	00:09:38.1	00:13:15.8	00:16:55.7	00:20:28.9	00:24:16.3	00:28:56.2	00:33:46.4	00:38:56.1	00:42:53.6
202.		Zajiček Milan		1973	00:11:05.8	00:26:19.4	00:40:46.7	00:45:30.0	+00:09:00.8		
87.Men 41 - 50					Username Milan73						
		2000m	4000m	6000m	8000m	10000m	12000m	14000m	16000m	18000m	20000m
		00:05:13.4	00:10:20.2	00:14:07.5	00:17:52.0	00:21:24.4	00:25:06.1	00:29:37.7	00:34:19.3	00:39:08.5	00:42:57.0
203.		Bahn Carsten		1972	00:10:27.6	00:25:56.7	00:40:20.1	00:45:30.1	+00:09:00.9		
88.Men 41 - 50		les déjantés du coteaux			Username carstenbahn						
		2000m	4000m	6000m	8000m	10000m	12000m	14000m	16000m	18000m	20000m
		00:04:39.4	00:09:43.9	00:13:30.6	00:17:07.9	00:20:45.1	00:24:28.5	00:29:09.5	00:34:05.3	00:39:03.0	00:42:52.8
204.		Lapalency David		1977	00:10:10.4	00:25:36.1	00:40:12.7	00:45:33.1	+00:09:03.9		
89.Men 41 - 50					Username auvergnat63						
		2000m	4000m	6000m	8000m	10000m	12000m	14000m	16000m	18000m	20000m
		00:04:35.4	00:09:27.0	00:13:09.6	00:16:58.6	00:20:33.2	00:24:22.7	00:29:04.6	00:33:59.1	00:38:53.3	00:42:54.9
205.		Kleber Oliver		1967	00:10:36.0	00:25:57.2	00:40:16.9	00:45:33.3	+00:09:04.1		
50.Men 51 - 60					Username okleber						
		2000m	4000m	6000m	8000m	10000m	12000m	14000m	16000m	18000m	20000m
		00:05:04.6	00:09:55.4	00:13:33.5	00:17:13.0	00:20:45.2	00:24:28.4	00:29:03.5	00:33:50.0	00:38:53.9	00:42:54.5
206.		Hurst Mark		1966	00:09:37.4	00:24:47.0	00:40:14.9	00:45:33.4	+00:09:04.2		
51.Men 51 - 60		ThirdTimeLucky			Username sparky53						
		2000m	4000m	6000m	8000m	10000m	12000m	14000m	16000m	18000m	20000m
		00:04:28.3	00:08:56.9	00:12:27.2	00:16:08.4	00:19:48.0	00:23:34.1	00:28:17.5	00:33:23.9	00:38:46.4	00:42:54.7

ROUVY

ELITE

Santini

NUTREND®


Rank abs/cat	Jersey	Name	CoR	DoB	INT1	INT2	INT3	Finishtime	
207.		Antoniolli Luca WLF Team Sciallo		1981	00:11:09.0	00:26:27.5	00:40:18.9	00:45:33.7	+00:09:04.5
50.Men 31 - 40		2000m 00:05:15.7 4000m 00:10:22.4 6000m 00:14:07.9 8000m 00:17:59.2 10000m 00:21:36.2 12000m 00:25:18.8 14000m 00:29:41.4 16000m 00:34:22.8 18000m 00:39:05.5 20000m 00:42:53.6							
208.		gmierzynski Grzegorz		1984	00:10:53.8	00:26:18.5	00:40:28.8	00:45:39.5	+00:09:10.3
51.Men 31 - 40		2000m 00:05:03.4 4000m 00:10:11.1 6000m 00:13:54.8 8000m 00:17:41.3 10000m 00:21:14.2 12000m 00:25:06.1 14000m 00:29:39.7 16000m 00:34:21.4 18000m 00:39:12.5 20000m 00:43:02.7							
209.		Mags Karl		1979	00:10:23.5	00:25:34.0	00:40:09.5	00:45:39.9	+00:09:10.7
90.Men 41 - 50		2000m 00:04:46.1 4000m 00:09:38.9 6000m 00:13:21.0 8000m 00:17:01.9 10000m 00:20:36.9 12000m 00:24:22.1 14000m 00:28:58.8 16000m 00:33:53.1 18000m 00:38:54.2 20000m 00:42:53.8							
210.		Pietrzak Tomasz		1967	00:10:31.5	00:26:14.3	00:40:03.0	00:45:40.3	+00:09:11.1
52.Men 51 - 60		2000m 00:04:43.4 4000m 00:09:39.3 6000m 00:13:30.5 8000m 00:17:14.7 10000m 00:20:56.5 12000m 00:24:47.6 14000m 00:29:24.7 16000m 00:34:05.3 18000m 00:38:51.0 20000m 00:42:44.8							
211.		Huth Thorsten		1969	00:10:14.7	00:25:25.9	00:40:14.1	00:45:40.5	+00:09:11.3
53.Men 51 - 60		2000m 00:04:46.7 4000m 00:09:33.3 6000m 00:13:14.3 8000m 00:16:52.0 10000m 00:20:21.3 12000m 00:24:07.6 14000m 00:28:50.3 16000m 00:33:49.3 18000m 00:38:54.1 20000m 00:42:55.8							
212.		Dilsner Edward		1970	00:09:45.6	00:27:10.9	00:40:54.0	00:45:41.8	+00:09:12.6
54.Men 51 - 60		2000m 00:04:31.5 4000m 00:09:06.9 6000m 00:12:31.2 8000m 00:15:56.7 10000m 00:19:19.5 12000m 00:25:44.7 14000m 00:30:12.6 16000m 00:34:40.1 18000m 00:39:17.0 20000m 00:43:03.7							
213.		Zelnik Andrej		1982	00:10:36.7	00:26:18.7	00:40:27.0	00:45:42.8	+00:09:13.6
52.Men 31 - 40		2000m 00:04:55.6 4000m 00:09:55.3 6000m 00:13:36.7 8000m 00:17:29.0 10000m 00:21:05.5 12000m 00:24:52.7 14000m 00:29:31.4 16000m 00:34:16.2 18000m 00:39:07.3 20000m 00:42:56.8							
214.		Kapot Iliya WTF TEAM		1989	00:10:04.3	00:26:03.2	00:40:18.0	00:45:43.0	+00:09:13.8
53.Men 31 - 40		2000m 00:04:22.1 4000m 00:09:18.2 6000m 00:13:04.4 8000m 00:16:53.9 10000m 00:20:40.1 12000m 00:24:35.9 14000m 00:29:13.6 16000m 00:33:59.3 18000m 00:38:59.4 20000m 00:42:55.6							
215.		GEROMIN IVAN		1976	00:11:04.1	00:26:15.6	00:40:24.1	00:45:43.2	+00:09:14.0
91.Men 41 - 50		2000m 00:04:57.4 4000m 00:09:57.1 6000m 00:13:39.9 8000m 00:17:23.0 10000m 00:20:58.3 12000m 00:24:45.8 14000m 00:29:26.6 16000m 00:34:13.4 18000m 00:39:06.3 20000m 00:43:02.8							
216.		Turnbull Mark		1965	00:10:35.8	00:25:52.3	00:40:34.3	00:45:47.3	+00:09:18.1
55.Men 51 - 60		2000m 00:04:51.9 4000m 00:09:58.1 6000m 00:13:34.7 8000m 00:17:18.8 10000m 00:20:51.5 12000m 00:24:36.0 14000m 00:29:12.3 16000m 00:34:02.9 18000m 00:39:06.5 20000m 00:43:10.7							
217.		Piubellini Marco Rideup.ch/MCycling		1968	00:10:19.5	00:25:46.1	00:40:20.0	00:45:48.1	+00:09:19.0
56.Men 51 - 60		2000m 00:04:45.3 4000m 00:09:38.2 6000m 00:13:19.6 8000m 00:17:05.8 10000m 00:20:47.0 12000m 00:24:34.6 14000m 00:29:08.2 16000m 00:33:59.3 18000m 00:38:58.9 20000m 00:43:00.5							
218.		Löbel Arnošt		1963	00:10:54.2	00:26:18.5	00:40:28.2	00:45:52.8	+00:09:23.6
57.Men 51 - 60		2000m 00:05:02.7 4000m 00:10:09.6 6000m 00:13:56.8 8000m 00:17:44.3 10000m 00:21:20.8 12000m 00:25:07.7 14000m 00:29:37.8 16000m 00:34:19.7 18000m 00:39:09.6 20000m 00:43:06.8							
219.		Piedras Diego		1970	00:10:40.9	00:26:17.5	00:40:50.4	00:45:52.9	+00:09:23.7
58.Men 51 - 60		2000m 00:04:57.8 4000m 00:10:00.5 6000m 00:13:39.9 8000m 00:17:22.8 10000m 00:21:01.1 12000m 00:24:49.6 14000m 00:29:25.6 16000m 00:34:13.2 18000m 00:39:10.4 20000m 00:43:06.9							
220.		Kominek Andrzej		1965	00:11:06.0	00:26:27.6	00:40:34.0	00:45:56.4	+00:09:27.2
59.Men 51 - 60		2000m 00:05:08.9 4000m 00:10:21.4 6000m 00:14:08.1 8000m 00:17:51.9 10000m 00:21:26.6 12000m 00:25:13.9 14000m 00:29:48.8 16000m 00:34:28.7 18000m 00:39:16.5 20000m 00:43:13.6							

ROUVY

ELITE

Santini

NUTREND®

Rank abs/cat	Jersey	Name	CoR	DoB	INT1	INT2	INT3	Finishtime			
221.		Błaszczak Piotr		1982	00:10:17.4	00:26:00.9	00:41:01.0	00:45:56.5	+00:09:27.3		
54.Men 31 - 40		2000m 00:04:37.4	4000m 00:09:36.3	6000m 00:13:14.6	8000m 00:16:57.6	10000m 00:20:35.3	12000m 00:24:25.8	14000m 00:29:07.2	16000m 00:34:09.4	18000m 00:39:21.2	20000m 00:43:15.7
222.		Bacon Chris		1973	00:10:57.0	00:26:35.2	00:40:29.8	00:45:56.7	+00:09:27.5		
92.Men 41 - 50		2000m 00:05:11.7	4000m 00:10:07.5	6000m 00:13:58.6	8000m 00:17:47.1	10000m 00:21:23.3	12000m 00:25:13.7	14000m 00:29:36.7	16000m 00:34:13.3	18000m 00:38:54.9	20000m 00:42:48.5
223.		Roche Sean		1978	00:10:08.6	00:25:43.4	00:40:47.9	00:45:59.6	+00:09:30.4		
93.Men 41 - 50		2000m 00:04:24.4	4000m 00:09:28.2	6000m 00:13:11.7	8000m 00:16:59.8	10000m 00:20:45.3	12000m 00:24:33.7	14000m 00:29:09.6	16000m 00:34:14.4	18000m 00:39:36.7	20000m 00:43:20.9
224.		Rapp Charles		1959	00:10:54.0	00:26:19.4	00:40:38.2	00:46:00.0	+00:09:30.8		
7.Men 60+		2000m 00:04:57.4	4000m 00:10:12.2	6000m 00:13:57.6	8000m 00:17:43.2	10000m 00:21:19.6	12000m 00:25:08.1	14000m 00:29:38.8	16000m 00:34:29.6	18000m 00:39:23.3	20000m 00:43:18.9
225.		Noto Tony Rouvynauti		1964	00:11:04.8	00:26:33.6	00:40:38.9	00:46:00.2	+00:09:31.0		
60.Men 51 - 60		2000m 00:05:07.8	4000m 00:10:23.5	6000m 00:14:13.1	8000m 00:17:58.2	10000m 00:21:34.5	12000m 00:25:18.2	14000m 00:29:54.6	16000m 00:34:29.6	18000m 00:39:17.4	20000m 00:43:18.9
226.		Aymard Georges		1960	00:10:29.8	00:25:50.2	00:40:47.0	00:46:02.3	+00:09:33.1		
8.Men 60+		2000m 00:04:47.7	4000m 00:09:47.0	6000m 00:13:29.7	8000m 00:17:13.0	10000m 00:20:49.1	12000m 00:24:34.5	14000m 00:29:15.3	16000m 00:33:59.3	18000m 00:38:58.4	20000m 00:43:07.9
227.		Moser Dave		1970	00:10:35.7	00:26:19.2	00:40:45.2	00:46:02.5	+00:09:33.3		
61.Men 51 - 60		2000m 00:04:45.4	4000m 00:09:52.2	6000m 00:13:41.8	8000m 00:17:27.9	10000m 00:21:04.5	12000m 00:24:58.7	14000m 00:29:42.8	16000m 00:34:28.6	18000m 00:39:29.1	20000m 00:43:23.6
228.		Veverica Marek		2002	00:10:25.5	00:26:02.3	00:41:03.7	00:46:02.6	+00:09:33.4		
4.Men until 20		2000m 00:04:37.3	4000m 00:09:41.4	6000m 00:13:31.4	8000m 00:17:19.9	10000m 00:21:01.3	12000m 00:24:51.7	14000m 00:29:27.6	16000m 00:34:21.6	18000m 00:39:17.2	20000m 00:43:21.7
229.		Hodermarsky Tomáš		1980	00:10:40.9	00:26:18.3	00:40:47.9	00:46:02.7	+00:09:33.5		
94.Men 41 - 50		2000m 00:04:57.7	4000m 00:09:58.3	6000m 00:13:42.8	8000m 00:17:28.0	10000m 00:21:13.2	12000m 00:24:59.7	14000m 00:29:41.8	16000m 00:34:31.4	18000m 00:39:29.2	20000m 00:43:23.8
230.		Meyer Claus		1967	00:10:20.7	00:25:45.3	00:40:56.1	00:46:05.6	+00:09:36.4		
62.Men 51 - 60		2000m 00:05:00.5	4000m 00:09:43.3	6000m 00:13:14.8	8000m 00:16:52.7	10000m 00:20:33.1	12000m 00:24:25.8	14000m 00:29:02.4	16000m 00:34:09.2	18000m 00:39:32.2	20000m 00:43:29.1
231.		Vauth Robin TTD Triathlon Team Düsseldorf		1966	00:11:42.1	00:26:40.6	00:41:13.6	00:46:05.8	+00:09:36.6		
63.Men 51 - 60		2000m 00:06:08.0	4000m 00:11:01.7	6000m 00:14:41.0	8000m 00:18:16.3	10000m 00:21:46.5	12000m 00:25:23.9	14000m 00:29:56.7	16000m 00:34:41.5	18000m 00:39:28.4	20000m 00:43:28.9
232.		Pietschmann Robin		1990	00:10:48.7	00:26:14.4	00:40:54.6	00:46:09.3	+00:09:40.1		
55.Men 31 - 40		2000m 00:05:05.8	4000m 00:10:06.1	6000m 00:13:52.0	8000m 00:17:40.1	10000m 00:21:13.5	12000m 00:25:00.0	14000m 00:29:38.0	16000m 00:34:30.8	18000m 00:39:31.6	20000m 00:43:36.3
233.		Bandel David		1966	00:10:57.8	00:26:38.5	00:41:02.2	00:46:09.5	+00:09:40.3		
64.Men 51 - 60		2000m 00:04:57.8	4000m 00:10:13.2	6000m 00:14:07.1	8000m 00:17:48.1	10000m 00:21:24.4	12000m 00:25:06.9	14000m 00:29:45.6	16000m 00:34:40.8	18000m 00:39:42.7	20000m 00:43:36.1
234.		Helvensteijn Quinten Snelle Jelle		1987	00:11:11.2	00:26:27.7	00:40:57.3	00:46:09.6	+00:09:40.4		
56.Men 31 - 40		2000m 00:05:12.5	4000m 00:10:28.3	6000m 00:14:12.2	8000m 00:17:59.3	10000m 00:21:33.7	12000m 00:25:14.1	14000m 00:29:50.7	16000m 00:34:35.8	18000m 00:39:36.8	20000m 00:43:32.0

ROUVY










ELITE

Santini

NUTREND®

Rank abs/cat	Jersey	Name	CoR	DoB	INT1	INT2	INT3	Finishtime			
235.		Friedrich Enrico		1974	00:10:49.0	00:26:36.4	00:40:42.9	00:46:12.6	+00:09:43.4		
95.Men 41 - 50					Username herr_barus						
		2000m	4000m	6000m	8000m	10000m	12000m	14000m	16000m	18000m	20000m
		00:04:56.7	00:10:05.5	00:13:55.1	00:17:43.8	00:21:20.4	00:25:07.1	00:29:42.5	00:34:30.3	00:39:22.5	00:43:23.7
236.		Morrow Curtis		1987	00:10:30.9	00:25:59.5	00:40:39.1	00:46:13.2	+00:09:44.1		
57.Men 31 - 40					Username curtismorrow						
		2000m	4000m	6000m	8000m	10000m	12000m	14000m	16000m	18000m	20000m
		00:04:45.8	00:09:49.7	00:13:35.7	00:17:26.4	00:21:05.4	00:24:49.9	00:29:21.7	00:34:13.6	00:39:19.4	00:43:22.0
237.		Wong Jonathan		1971	00:10:54.1	00:26:27.7	00:41:01.2	00:46:17.4	+00:09:48.2		
96.Men 41 - 50					Username mtjwong						
		2000m	4000m	6000m	8000m	10000m	12000m	14000m	16000m	18000m	20000m
		00:05:02.6	00:10:09.5	00:13:57.8	00:17:44.0	00:21:23.6	00:25:12.8	00:29:53.6	00:34:40.9	00:39:39.4	00:43:40.0
238.		Eisl Michael		1978	00:09:39.5	00:25:42.1	00:41:30.0	00:46:17.4	+00:09:48.2		
97.Men 41 - 50		UES Eisenstadt			Username pedronaut						
		2000m	4000m	6000m	8000m	10000m	12000m	14000m	16000m	18000m	20000m
		00:04:16.2	00:08:56.9	00:12:34.1	00:16:18.7	00:20:10.9	00:24:07.2	00:28:57.5	00:34:28.3	00:39:41.5	00:43:39.9
239.		Hora Luděk		1980	00:10:48.7	00:26:43.5	00:41:01.1	00:46:17.5	+00:09:48.3		
98.Men 41 - 50					Username ludekhora						
		2000m	4000m	6000m	8000m	10000m	12000m	14000m	16000m	18000m	20000m
		00:04:53.8	00:10:01.5	00:13:51.7	00:17:39.2	00:21:20.7	00:25:09.2	00:29:53.6	00:34:44.5	00:39:45.4	00:43:39.9
240.		Machač Stanislav		1960	00:11:06.8	00:26:15.7	00:41:25.4	00:46:17.6	+00:09:48.4		
9.Men 60+		Cyklo-Machač			Username standa369						
		2000m	4000m	6000m	8000m	10000m	12000m	14000m	16000m	18000m	20000m
		00:05:26.9	00:10:27.6	00:14:05.9	00:17:39.2	00:21:13.4	00:24:57.8	00:29:40.7	00:34:31.6	00:39:39.5	00:43:38.8
241.		Harding Tom		1966	00:11:02.7	00:26:39.6	00:40:54.0	00:46:17.8	+00:09:48.6		
65.Men 51 - 60					Username coralreef01						
		2000m	4000m	6000m	8000m	10000m	12000m	14000m	16000m	18000m	20000m
		00:04:58.6	00:10:17.2	00:14:09.0	00:17:59.0	00:21:38.6	00:25:25.0	00:29:58.6	00:34:40.8	00:39:39.6	00:43:33.8
242.		Bashford Kevin		1959	00:10:54.9	00:26:12.7	00:41:18.1	00:46:18.4	+00:09:49.2		
10.Men 60+		Saris H3			Username kevb						
		2000m	4000m	6000m	8000m	10000m	12000m	14000m	16000m	18000m	20000m
		00:04:57.5	00:10:11.4	00:13:54.7	00:17:41.1	00:21:12.3	00:24:58.8	00:29:38.5	00:34:26.9	00:39:32.7	00:43:39.3
243.		PANNEKEET Frédéric		1985	00:11:12.0	00:26:55.7	00:41:07.1	00:46:21.1	+00:09:51.9		
58.Men 31 - 40					Username FredoDus						
		2000m	4000m	6000m	8000m	10000m	12000m	14000m	16000m	18000m	20000m
		00:05:09.7	00:10:32.2	00:14:16.1	00:18:02.6	00:21:37.5	00:25:24.9	00:29:58.7	00:34:43.5	00:39:46.7	00:43:42.8
244.		Zigo Martin		1970	00:10:37.0	00:26:02.5	00:41:31.7	00:46:23.5	+00:09:54.4		
66.Men 51 - 60					Username martinz						
		2000m	4000m	6000m	8000m	10000m	12000m	14000m	16000m	18000m	20000m
		00:04:46.9	00:09:54.5	00:13:36.0	00:17:22.1	00:20:57.6	00:24:40.9	00:29:27.6	00:34:27.5	00:39:41.8	00:43:49.9
245.		Hummelink Ronald		1978	00:11:01.9	00:26:38.4	00:40:45.0	00:46:25.0	+00:09:55.8		
99.Men 41 - 50					Username raginvaldr						
		2000m	4000m	6000m	8000m	10000m	12000m	14000m	16000m	18000m	20000m
		00:05:13.6	00:10:18.5	00:14:07.0	00:17:48.1	00:21:30.4	00:25:26.0	00:29:59.0	00:34:40.5	00:39:30.6	00:43:30.9
246.		Butler Terence		1960	00:10:53.1	00:26:20.7	00:41:07.4	00:46:25.1	+00:09:55.9		
11.Men 60+					Username tbutlerk						
		2000m	4000m	6000m	8000m	10000m	12000m	14000m	16000m	18000m	20000m
		00:05:01.8	00:10:09.4	00:13:58.0	00:17:43.0	00:21:20.4	00:25:06.6	00:29:42.8	00:34:31.8	00:39:42.6	00:43:46.3
247.		Plafinger Georg		1963	00:11:05.8	00:26:30.6	00:41:05.2	00:46:28.4	+00:09:59.2		
67.Men 51 - 60					Username nowonoc						
		2000m	4000m	6000m	8000m	10000m	12000m	14000m	16000m	18000m	20000m
		00:05:08.7	00:10:22.3	00:14:09.7	00:17:52.2	00:21:28.4	00:25:13.9	00:29:54.5	00:34:46.6	00:39:44.6	00:43:45.9
248.		porter simon		1963	00:11:06.6	00:26:18.4	00:41:09.0	00:46:28.6	+00:09:59.4		
68.Men 51 - 60					Username simon42p						
		2000m	4000m	6000m	8000m	10000m	12000m	14000m	16000m	18000m	20000m
		00:04:57.6	00:10:01.0	00:13:48.6	00:17:35.0	00:21:14.3	00:25:00.0	00:29:46.8	00:34:43.4	00:39:45.3	00:43:46.1






























Rank abs/cat	Jersey	Name	CoR	DoB	INT1	INT2	INT3	Finishtime	
249.		Romanovskis Janis		1970	00:11:17.6	00:26:35.7	00:41:10.5	00:46:28.7	+00:09:59.5
69.Men 51 - 60		2000m 00:04:59.8 4000m 00:10:07.4 6000m 00:14:03.7 8000m 00:17:51.3		Username janisro 10000m 00:21:27.7 12000m 00:25:18.1 14000m 00:29:57.6 16000m 00:34:50.6 18000m 00:39:49.5 20000m 00:43:46.3					
250.		Bruntse-Olsen Henrik		1965	00:10:41.8	00:26:48.5	00:41:05.2	00:46:28.8	+00:09:59.6
70.Men 51 - 60		2000m 00:04:56.6 4000m 00:09:56.3 6000m 00:13:48.9 8000m 00:17:47.9		Username bruntse 10000m 00:21:38.3 12000m 00:25:36.2 14000m 00:30:16.0 16000m 00:35:02.9 18000m 00:39:50.5 20000m 00:43:45.2					
251.		Pack Tobias		1994	00:10:50.6	00:26:26.6	00:41:51.9	00:46:30.7	+00:10:01.5
9.Men 21 - 30		2000m 00:04:59.3 4000m 00:10:09.6 6000m 00:14:00.0 8000m 00:17:39.9		Username tobias.pack 10000m 00:21:13.5 12000m 00:25:07.0 14000m 00:30:01.5 16000m 00:35:08.0 18000m 00:40:12.7 20000m 00:44:02.9					
252.		Bailey Andrew United Cycling - Eliel Factory Team		1967	00:11:28.6	00:26:33.6	00:41:15.3	00:46:31.3	+00:10:02.1
71.Men 51 - 60		2000m 00:05:21.0 4000m 00:10:24.7 6000m 00:14:08.8 8000m 00:17:52.0		Username lufbra88 10000m 00:21:33.4 12000m 00:25:19.9 14000m 00:29:58.0 16000m 00:34:50.7 18000m 00:39:54.5 20000m 00:43:50.5					
253.		Timmer Geert		1970	00:10:40.9	00:25:25.3	00:39:43.7	00:46:31.7	+00:10:02.5
72.Men 51 - 60		2000m 00:04:51.6 4000m 00:09:46.1 6000m 00:13:33.8 8000m 00:17:12.9		Username geertxt 10000m 00:20:40.1 12000m 00:24:15.4 14000m 00:28:39.4 16000m 00:33:33.0 18000m 00:38:26.7 20000m 00:42:17.3					
254.		Balaz Stani		1974	00:10:46.8	00:26:29.9	00:41:14.4	00:46:32.0	+00:10:02.8
100.Men 41 - 50		2000m 00:04:39.3 4000m 00:10:01.4 6000m 00:13:54.0 8000m 00:17:36.0		Username stanis 10000m 00:21:13.5 12000m 00:24:58.7 14000m 00:29:42.9 16000m 00:34:42.9 18000m 00:39:53.6 20000m 00:43:54.0					
255.		van Oosterhout Ralf		1990	00:11:01.8	00:26:56.8	00:41:01.3	00:46:37.1	+00:10:07.9
59.Men 31 - 40		2000m 00:05:15.9 4000m 00:10:17.6 6000m 00:14:04.9 8000m 00:17:52.4		Username ralfvanoosterhout 10000m 00:21:33.6 12000m 00:25:24.8 14000m 00:30:09.1 16000m 00:34:48.5 18000m 00:39:41.7 20000m 00:43:44.9					
256.		Blomstrand Bjorn		1960	00:11:08.1	00:26:25.4	00:41:11.3	00:46:37.3	+00:10:08.1
12.Men 60+		2000m 00:05:19.7 4000m 00:10:25.7 6000m 00:14:08.0 8000m 00:17:50.1		Username bblomst 10000m 00:21:23.5 12000m 00:25:09.9 14000m 00:29:50.7 16000m 00:34:42.8 18000m 00:39:44.5 20000m 00:43:54.0					
257.		Dusenko Ivan		1980	00:11:28.2	00:27:00.6	00:41:25.3	00:46:41.0	+00:10:11.8
101.Men 41 - 50		2000m 00:05:34.6 4000m 00:10:44.3 6000m 00:14:32.1 8000m 00:18:18.2		Username idusenko 10000m 00:21:58.5 12000m 00:25:46.0 14000m 00:30:26.9 16000m 00:35:17.6 18000m 00:40:08.7 20000m 00:44:04.0					
258.		Leithner Stefan TriTeam Gaimersheim		1970	00:11:40.4	00:26:45.4	00:41:15.4	00:46:41.4	+00:10:12.2
73.Men 51 - 60		2000m 00:05:33.9 4000m 00:10:35.6 6000m 00:14:23.2 8000m 00:18:07.4		Username steff0815 10000m 00:21:44.7 12000m 00:25:32.1 14000m 00:30:07.8 16000m 00:34:54.5 18000m 00:39:54.4 20000m 00:43:56.1					
259.		Jarlaczyński Łukasz		1974	00:10:48.7	00:26:38.3	00:41:15.3	00:46:47.5	+00:10:18.3
102.Men 41 - 50		2000m 00:05:06.7 4000m 00:10:03.2 6000m 00:13:54.0 8000m 00:17:44.2		Username Luk.Jar 10000m 00:21:28.5 12000m 00:25:23.9 14000m 00:30:01.9 16000m 00:34:53.8 18000m 00:39:53.3 20000m 00:43:57.3					
260.		CRAIG BRYAN ARDS CC		1990	00:11:48.2	00:27:45.3	00:41:25.9	00:46:49.6	+00:10:20.4
60.Men 31 - 40		2000m 00:06:05.6 4000m 00:11:07.1 6000m 00:14:59.4 8000m 00:18:52.0		Username bryan-craig 10000m 00:23:00.4 12000m 00:26:42.8 14000m 00:30:56.4 16000m 00:35:36.9 18000m 00:40:16.0 20000m 00:44:02.7					
261.		Janda lukáš Bajkonur		1986	00:10:36.7	00:26:28.5	00:41:39.5	00:46:50.4	+00:10:21.2
61.Men 31 - 40		2000m 00:04:48.6 4000m 00:09:54.1 6000m 00:13:39.9 8000m 00:17:27.2		Username snipsnip 10000m 00:21:09.5 12000m 00:25:06.6 14000m 00:29:56.6 16000m 00:35:02.9 18000m 00:40:15.8 20000m 00:44:18.3					
262.		Świtala Krzysztof RouvyPL		1976	00:11:06.1	00:27:09.1	00:41:53.6	00:46:53.1	+00:10:23.9
103.Men 41 - 50		2000m 00:05:01.7 4000m 00:10:20.4 6000m 00:14:08.6 8000m 00:17:55.3		Username krzysztofswitala 10000m 00:21:39.6 12000m 00:25:35.9 14000m 00:30:19.8 16000m 00:35:02.5 18000m 00:39:53.4 20000m 00:44:09.2					

ROUVY

ELITE

Santini

NUTREND®












Rank abs/cat	Jersey	Name	CoR	DoB	INT1	INT2	INT3	Finishtime	
263.		Herbelet Jérôme ROUVY France Facebook Group Race:		1961	00:10:49.3	00:26:42.0	00:41:56.5	00:46:53.1	+00:10:23.9
74.Men 51 - 60		2000m 4000m 6000m 8000m 10000m 12000m 14000m 16000m 18000m 20000m 00:04:57.2 00:10:04.5 00:13:54.3 00:17:43.3 00:21:28.9 00:25:22.3 00:30:17.4 00:35:10.2 00:40:12.3 00:44:11.8							
264.		Garipoli Marco		1965	00:11:47.9	00:27:25.1	00:41:25.2	00:46:53.2	+00:10:24.0
75.Men 51 - 60		2000m 4000m 6000m 8000m 10000m 12000m 14000m 16000m 18000m 20000m 00:05:46.8 00:11:06.6 00:14:58.1 00:18:47.4 00:22:23.6 00:26:05.0 00:30:31.7 00:35:18.7 00:40:08.4 00:44:12.0							
265.		MITTAINE MISSET Alexandr		1986	00:10:16.6	00:26:12.3	00:41:06.4	00:46:53.2	+00:10:24.0
62.Men 31 - 40		2000m 4000m 6000m 8000m 10000m 12000m 14000m 16000m 18000m 20000m 00:04:24.6 00:09:24.0 00:13:21.3 00:17:14.6 00:21:05.4 00:25:00.6 00:29:43.5 00:34:39.4 00:39:43.6 00:43:52.0							
266.		Macquart Christophe		1966	00:10:57.7	00:26:25.5	00:41:32.2	00:46:58.1	+00:10:29.0
76.Men 51 - 60		2000m 4000m 6000m 8000m 10000m 12000m 14000m 16000m 18000m 20000m 00:05:02.1 00:10:13.2 00:14:01.1 00:17:46.1 00:21:19.6 00:25:06.6 00:29:55.9 00:34:53.8 00:40:04.7 00:44:15.9							
267.		Mosier Brad Tierra Plan Racing		1966	00:11:44.2	00:27:18.9	00:41:30.6	00:47:01.6	+00:10:32.4
77.Men 51 - 60		2000m 4000m 6000m 8000m 10000m 12000m 14000m 16000m 18000m 20000m 00:05:40.0 00:10:57.8 00:14:47.3 00:18:38.3 00:22:17.5 00:26:07.5 00:30:38.8 00:35:16.8 00:40:09.8 00:44:14.0							
268.		Cesar Garcia		1972	00:11:08.0	00:26:40.7	00:41:40.3	00:47:03.2	+00:10:34.0
104.Men 41 - 50		2000m 4000m 6000m 8000m 10000m 12000m 14000m 16000m 18000m 20000m 00:05:11.8 00:10:25.2 00:14:10.7 00:17:55.3 00:21:36.7 00:25:26.0 00:30:02.9 00:34:57.7 00:40:12.5 00:44:22.3							
269.		Guntorius Tomas Tower Racing		1971	00:10:24.4	00:26:14.2	00:41:32.2	00:47:03.7	+00:10:34.5
105.Men 41 - 50		2000m 4000m 6000m 8000m 10000m 12000m 14000m 16000m 18000m 20000m 00:04:36.6 00:09:38.2 00:13:30.5 00:17:18.1 00:20:59.0 00:24:53.7 00:29:47.7 00:34:51.6 00:40:04.7 00:44:16.3							
270.		Černý Marek		1989	00:10:48.6	00:26:33.6	00:41:33.4	00:47:03.8	+00:10:34.6
63.Men 31 - 40		2000m 4000m 6000m 8000m 10000m 12000m 14000m 16000m 18000m 20000m 00:05:06.7 00:10:05.1 00:13:51.7 00:17:39.9 00:21:25.0 00:25:18.9 00:30:02.4 00:34:52.3 00:40:09.2 00:44:19.3							
271.		van Elten Jim		1989	00:10:40.7	00:26:38.8	00:42:06.4	00:47:04.0	+00:10:34.8
64.Men 31 - 40		2000m 4000m 6000m 8000m 10000m 12000m 14000m 16000m 18000m 20000m 00:04:47.6 00:09:56.4 00:13:48.6 00:17:45.2 00:21:28.6 00:25:29.2 00:30:01.7 00:35:01.8 00:40:17.6 00:44:22.2							
272.		Hodonik Branislav Maraton team Považie		1973	00:10:36.7	00:26:19.2	00:41:39.5	00:47:04.2	+00:10:35.0
106.Men 41 - 50		2000m 4000m 6000m 8000m 10000m 12000m 14000m 16000m 18000m 20000m 00:04:46.6 00:09:53.4 00:13:42.8 00:17:29.8 00:21:13.4 00:24:59.5 00:29:46.5 00:34:52.8 00:40:12.6 00:44:22.0							
273.		Vukanic Danilo Shannons Fave Reges		1985	00:10:21.7	00:25:58.3	00:41:55.5	00:47:09.2	+00:10:40.0
65.Men 31 - 40		2000m 4000m 6000m 8000m 10000m 12000m 14000m 16000m 18000m 20000m 00:04:24.4 00:09:42.3 00:13:25.7 00:17:12.9 00:20:46.3 00:24:35.6 00:29:33.6 00:34:48.7 00:40:24.8 00:44:36.3							
274.		Wegner Gunnar		1967	00:10:23.7	00:26:22.8	00:41:40.5	00:47:09.7	+00:10:40.5
78.Men 51 - 60		2000m 4000m 6000m 8000m 10000m 12000m 14000m 16000m 18000m 20000m 00:04:37.5 00:09:36.9 00:13:25.7 00:17:12.9 00:20:56.3 00:24:54.7 00:29:44.6 00:34:50.5 00:40:13.8 00:44:27.2							
275.		eygenraam kris Rupske		1977	00:10:58.0	00:26:44.7	00:41:47.6	00:47:12.3	+00:10:43.1
107.Men 41 - 50		2000m 4000m 6000m 8000m 10000m 12000m 14000m 16000m 18000m 20000m 00:05:01.5 00:10:12.5 00:14:05.9 00:17:55.2 00:21:37.4 00:25:32.0 00:30:11.9 00:35:10.8 00:40:23.9 00:44:30.0							
276.		Bigarella Enda Tatux		1978	00:10:52.8	00:27:19.7	00:41:41.6	00:47:13.0	+00:10:43.8
108.Men 41 - 50		2000m 4000m 6000m 8000m 10000m 12000m 14000m 16000m 18000m 20000m 00:05:01.0 00:10:05.9 00:13:54.4 00:17:38.9 00:21:19.6 00:26:07.3 00:30:43.0 00:35:29.1 00:40:25.0 00:44:21.5							

ROUVY

ELITE

Santini

NUTREND®





























Rank abs/cat	Jersey	Name	CoR	DoB	INT1	INT2	INT3	Finishtime			
277.		Shrd Yohann		1981	00:10:51.6	00:27:07.9	00:41:32.5	00:47:13.7	+00:10:44.5		
66.Men 31 - 40		2000m 00:05:03.4	4000m 00:10:02.5	6000m 00:13:58.7	8000m 00:17:58.4	10000m 00:21:51.4	12000m 00:25:55.0	14000m 00:30:30.1	16000m 00:35:23.7	18000m 00:40:19.0	20000m 00:44:15.0
278.		Mark David		1962	00:11:19.0	00:27:10.9	00:41:54.7	00:47:14.3	+00:10:45.1		
79.Men 51 - 60		2000m 00:05:21.8	4000m 00:10:34.4	6000m 00:14:24.2	8000m 00:18:20.2	10000m 00:22:02.7	12000m 00:25:54.1	14000m 00:30:35.9	16000m 00:35:28.0	18000m 00:40:33.9	20000m 00:44:32.2
279.		Otta Tomas		1978	00:12:14.5	00:27:52.1	00:42:05.5	00:47:15.3	+00:10:46.2		
109.Men 41 - 50		2000m 00:05:39.0	4000m 00:11:06.8	6000m 00:14:57.0	8000m 00:18:52.7	10000m 00:22:29.0	12000m 00:26:20.3	14000m 00:31:02.4	16000m 00:35:57.0	18000m 00:40:53.2	20000m 00:44:40.4
280.		Pedersen Niels Jacob		1970	00:10:50.8	00:26:21.7	00:41:54.3	00:47:15.6	+00:10:46.5		
80.Men 51 - 60		2000m 00:04:55.3	4000m 00:10:11.1	6000m 00:13:55.8	8000m 00:17:40.9	10000m 00:21:13.1	12000m 00:25:05.7	14000m 00:29:57.7	16000m 00:35:09.8	18000m 00:40:26.7	20000m 00:44:38.3
281.		DallEra Felice		1977	00:11:30.7	00:26:40.5	00:41:40.6	00:47:16.8	+00:10:47.6		
110.Men 41 - 50		2000m 00:05:15.5	4000m 00:10:21.2	6000m 00:14:08.9	8000m 00:17:59.3	10000m 00:21:39.4	12000m 00:25:24.8	14000m 00:30:07.7	16000m 00:35:01.6	18000m 00:40:13.6	20000m 00:44:22.4
282.		Mohammad Sony		1985	00:11:06.3	00:26:53.7	00:41:42.5	00:47:16.9	+00:10:47.7		
67.Men 31 - 40		2000m 00:04:53.5	4000m 00:09:51.3	6000m 00:13:54.9	8000m 00:17:51.2	10000m 00:21:41.3	12000m 00:25:43.1	14000m 00:30:26.7	16000m 00:35:22.6	18000m 00:40:22.8	20000m 00:44:31.4
283.		Christ Laurent		1974	00:11:09.3	00:27:26.7	00:41:46.5	00:47:17.0	+00:10:47.8		
111.Men 41 - 50		2000m 00:05:19.7	4000m 00:10:22.9	6000m 00:14:18.7	8000m 00:18:14.0	10000m 00:22:00.3	12000m 00:25:54.3	14000m 00:30:41.0	16000m 00:35:26.7	18000m 00:40:26.8	20000m 00:44:27.1
284.		St. Pierre Paul		1957	00:10:50.3	00:26:46.5	00:41:46.3	00:47:17.6	+00:10:48.4		
13.Men 60+		2000m 00:04:45.6	4000m 00:09:43.1	6000m 00:13:40.5	8000m 00:17:39.9	10000m 00:21:29.5	12000m 00:25:30.2	14000m 00:30:17.8	16000m 00:35:16.0	18000m 00:40:25.7	20000m 00:44:30.0
285.		Harder Olli		1973	00:10:07.7	00:26:30.6	00:41:54.7	00:47:19.4	+00:10:50.2		
112.Men 41 - 50		2000m 00:04:38.5	4000m 00:09:30.3	6000m 00:13:11.5	8000m 00:16:59.1	10000m 00:20:46.1	12000m 00:24:51.8	14000m 00:29:42.9	16000m 00:34:58.8	18000m 00:40:23.2	20000m 00:44:37.7
286.		Hoskins Jason		1972	00:10:46.8	00:27:03.3	00:41:56.7	00:47:21.9	+00:10:52.7		
113.Men 41 - 50		2000m 00:04:56.5	4000m 00:10:00.4	6000m 00:13:55.7	8000m 00:17:44.2	10000m 00:21:33.7	12000m 00:25:24.9	14000m 00:30:20.8	16000m 00:35:34.0	18000m 00:40:33.6	20000m 00:44:37.4
287.		Kottier Danique		2000	00:11:08.9	00:27:05.8	00:41:40.3	00:47:22.8	+00:10:53.6		
10.Men 21 - 30		2000m 00:05:26.6	4000m 00:10:24.6	6000m 00:14:12.9	8000m 00:18:03.2	10000m 00:21:39.4	12000m 00:25:36.9	14000m 00:30:11.6	16000m 00:34:59.5	18000m 00:40:18.7	20000m 00:44:30.2
288.		Beumer Reinhold		1972	00:11:10.9	00:26:53.8	00:41:58.5	00:47:29.2	+00:11:00.1		
114.Men 41 - 50		2000m 00:05:10.9	4000m 00:10:27.5	6000m 00:14:15.8	8000m 00:18:05.1	10000m 00:21:44.7	12000m 00:25:32.1	14000m 00:30:31.8	16000m 00:35:27.0	18000m 00:40:34.6	20000m 00:44:42.3
289.		Defrene Rudy		1962	00:11:46.5	00:27:24.0	00:41:59.7	00:47:29.7	+00:11:00.5		
81.Men 51 - 60		2000m 00:05:19.8	4000m 00:10:40.3	6000m 00:14:33.3	8000m 00:18:23.4	10000m 00:22:08.6	12000m 00:26:06.0	14000m 00:30:52.0	16000m 00:35:37.9	18000m 00:40:36.0	20000m 00:44:43.4
290.		Hennies Philip		1985	00:11:50.4	00:27:20.2	00:42:14.0	00:47:31.3	+00:11:02.1		
68.Men 31 - 40		2000m 00:05:30.1	4000m 00:10:45.8	6000m 00:14:34.5	8000m 00:18:20.4	10000m 00:21:56.8	12000m 00:25:45.6	14000m 00:30:42.4	16000m 00:35:32.1	18000m 00:40:49.3	20000m 00:44:53.5

ROUVY

ELITE

Santini

NUTREND®



























Rank abs/cat	Jersey	Name	CoR	DoB	INT1	INT2	INT3	Finishtime			
291.		Atherton Alex		1982	00:11:05.0	00:27:35.5	00:41:51.8	00:47:31.9	+00:11:02.7		
69.Men 31 - 40											
		2000m	4000m	6000m	8000m	10000m	12000m	14000m	16000m	18000m	20000m
		00:05:07.6	00:10:17.6	00:14:13.0	00:18:18.6	00:22:09.6	00:26:11.5	00:30:38.2	00:35:31.1	00:40:38.0	00:44:34.1
						Username	Atherton82				
292.		Baláš Honza		1980	00:12:00.4	00:27:56.3	00:42:08.7	00:47:34.9	+00:11:05.7		
115.Men 41 - 50											
		2000m	4000m	6000m	8000m	10000m	12000m	14000m	16000m	18000m	20000m
		00:05:21.7	00:10:50.4	00:14:45.9	00:18:46.4	00:22:31.5	00:26:26.3	00:31:05.2	00:35:58.6	00:40:52.6	00:44:50.2
						Username	Hans13				
293.		Clift Steve		1973	00:11:33.1	00:27:26.3	00:42:18.5	00:47:35.3	+00:11:06.1		
116.Men 41 - 50											
		2000m	4000m	6000m	8000m	10000m	12000m	14000m	16000m	18000m	20000m
		00:05:06.8	00:10:25.5	00:14:14.0	00:18:06.4	00:21:51.6	00:25:51.3	00:30:43.0	00:35:41.2	00:40:50.7	00:44:57.3
						Username	Steve73				
294.		Burnley Murry		1968	00:11:30.6	00:26:50.8	00:42:09.6	00:47:35.5	+00:11:06.3		
82.Men 51 - 60											
		2000m	4000m	6000m	8000m	10000m	12000m	14000m	16000m	18000m	20000m
		00:05:13.7	00:10:25.6	00:14:20.8	00:18:04.1	00:21:39.7	00:25:28.3	00:30:16.9	00:35:29.2	00:40:41.1	00:44:55.7
						Username	muzb				
295.		P. Michael		1965	00:11:02.8	00:26:45.5	00:42:36.4	00:47:41.5	+00:11:12.3		
83.Men 51 - 60											
		2000m	4000m	6000m	8000m	10000m	12000m	14000m	16000m	18000m	20000m
		00:04:56.8	00:10:19.7	00:14:12.2	00:17:58.3	00:21:35.6	00:25:25.0	00:30:18.1	00:35:22.9	00:40:38.8	00:44:58.4
						Username	walkingdet				
296.		Gomes Rafael		1976	00:11:12.8	00:27:28.0	00:42:45.0	00:47:41.6	+00:11:12.4		
117.Men 41 - 50											
		2000m	4000m	6000m	8000m	10000m	12000m	14000m	16000m	18000m	20000m
		00:05:25.7	00:10:28.7	00:14:19.9	00:18:21.3	00:22:11.9	00:26:13.4	00:30:57.3	00:35:58.9	00:41:08.2	00:44:58.6
						Username	rafaelgomes				
297.		Puritani Marco		1977	00:11:41.1	00:28:09.4	00:42:14.8	00:47:47.3	+00:11:18.1		
118.Men 41 - 50											
		2000m	4000m	6000m	8000m	10000m	12000m	14000m	16000m	18000m	20000m
		00:05:36.9	00:10:54.6	00:14:53.9	00:18:51.4	00:22:39.8	00:26:36.7	00:31:18.3	00:36:05.0	00:40:58.1	00:44:55.3
						Username	marcopuritani				
298.		Minore Marco		1993	00:11:41.1	00:27:18.7	00:42:33.8	00:47:50.3	+00:11:21.1		
11.Men 21 - 30											
		2000m	4000m	6000m	8000m	10000m	12000m	14000m	16000m	18000m	20000m
		00:05:51.6	00:10:56.3	00:14:45.8	00:18:44.2	00:22:30.8	00:26:15.3	00:31:35.2	00:36:28.3	00:41:26.2	00:45:14.7
						Username	MarcoMinore				
299.		Clay Richard		1974	00:11:32.8	00:27:57.4	00:42:39.6	00:47:50.6	+00:11:21.4		
119.Men 41 - 50											
		2000m	4000m	6000m	8000m	10000m	12000m	14000m	16000m	18000m	20000m
		00:05:50.8	00:10:53.5	00:14:33.2	00:18:17.3	00:22:52.1	00:26:39.6	00:31:17.2	00:36:14.0	00:41:15.3	00:45:14.7
						Username	rico_klaus				
300.		Flippance Neil		1977	00:12:00.3	00:27:44.1	00:42:29.8	00:47:50.9	+00:11:21.7		
120.Men 41 - 50											
		2000m	4000m	6000m	8000m	10000m	12000m	14000m	16000m	18000m	20000m
		00:05:24.7	00:11:13.7	00:15:07.1	00:18:58.7	00:22:42.8	00:26:31.3	00:31:02.1	00:36:05.0	00:41:08.0	00:45:07.6
						Username	pantster				
301.		Zabaleta Inaki		1990	00:11:04.9	00:27:18.8	00:42:58.8	00:47:53.8	+00:11:24.6		
70.Men 31 - 40											
		2000m	4000m	6000m	8000m	10000m	12000m	14000m	16000m	18000m	20000m
		00:05:09.6	00:10:20.4	00:14:15.7	00:18:09.0	00:22:00.4	00:25:57.0	00:30:53.8	00:35:56.9	00:41:08.2	00:45:13.4
						Username	aizkora78				
302.		Spandel Tomasz		1976	00:10:53.9	00:27:08.7	00:42:34.6	00:47:55.4	+00:11:26.2		
121.Men 41 - 50											
		2000m	4000m	6000m	8000m	10000m	12000m	14000m	16000m	18000m	20000m
		00:05:02.7	00:10:09.2	00:13:58.9	00:17:58.2	00:21:46.6	00:25:48.0	00:30:44.1	00:35:48.1	00:41:08.2	00:45:14.3
						Username	tspan				
303.		Sušnik Dušan		1966	00:10:50.7	00:26:46.8	00:42:43.0	00:47:56.5	+00:11:27.3		
84.Men 51 - 60											
		2000m	4000m	6000m	8000m	10000m	12000m	14000m	16000m	18000m	20000m
		00:04:56.5	00:10:10.4	00:13:59.8	00:17:43.2	00:21:23.4	00:25:18.0	00:30:18.1	00:35:29.0	00:41:03.0	00:45:25.4
						Username	dusan_susnik				
304.		milan_uher Milan_83		1983	00:11:08.7	00:27:27.2	00:42:11.4	00:47:58.3	+00:11:29.1		
71.Men 31 - 40											
		2000m	4000m	6000m	8000m	10000m	12000m	14000m	16000m	18000m	20000m
		00:05:32.7	00:10:27.2	00:14:16.2	00:18:08.2	00:21:51.8	00:26:10.4	00:30:55.3	00:35:50.2	00:40:47.1	00:44:58.3
						Username	milan_uher				

ROUVY

ELITE

Santini

NUTREND®





























Rank abs/cat	Jersey	Name	CoR	DoB	INT1	INT2	INT3	Finishtime			
305.		Erb-Tanner Juerg		1958	00:10:57.8	00:26:46.7	00:42:19.5	00:48:00.1	+00:11:30.9		
14.Men 60+											
		2000m	4000m	6000m	8000m	10000m	12000m	14000m	16000m	18000m	20000m
		00:05:04.8	00:10:13.4	00:14:08.1	00:17:56.1	00:21:36.7	00:25:26.8	00:30:35.7	00:35:36.0	00:40:52.0	00:45:08.5
306.		Hopkins Andrew		1965	00:11:06.1	00:26:58.5	00:42:38.6	00:48:02.3	+00:11:33.1		
85.Men 51 - 60											
		2000m	4000m	6000m	8000m	10000m	12000m	14000m	16000m	18000m	20000m
		00:04:47.5	00:09:58.1	00:13:54.9	00:17:51.2	00:21:34.6	00:25:33.9	00:30:34.0	00:35:46.8	00:41:08.7	00:45:21.5
307.		Królikowski Grzegorz		1975	00:10:34.8	00:26:49.7	00:42:28.9	00:48:02.6	+00:11:33.4		
122.Men 41 - 50											
		2000m	4000m	6000m	8000m	10000m	12000m	14000m	16000m	18000m	20000m
		00:04:34.7	00:09:47.3	00:13:39.7	00:17:35.1	00:21:20.5	00:25:18.2	00:30:12.9	00:35:18.7	00:40:51.1	00:45:14.7
308.		Stepanek Martin		1990	00:11:16.9	00:27:30.1	00:42:41.2	00:48:03.5	+00:11:34.3		
72.Men 31 - 40											
		2000m	4000m	6000m	8000m	10000m	12000m	14000m	16000m	18000m	20000m
		00:05:27.7	00:10:34.4	00:14:25.2	00:18:19.4	00:22:08.9	00:26:11.7	00:31:13.1	00:36:20.5	00:41:26.4	00:45:21.9
309.		Dudek Ralf		1959	00:10:18.3	00:26:47.8	00:42:17.8	00:48:03.7	+00:11:34.5		
15.Men 60+											
		2000m	4000m	6000m	8000m	10000m	12000m	14000m	16000m	18000m	20000m
		00:04:34.3	00:09:30.9	00:13:18.8	00:17:29.1	00:21:23.4	00:25:28.0	00:30:16.1	00:35:24.9	00:40:50.0	00:45:08.5
310.		Beaven Roger		1955	00:10:59.8	00:27:15.0	00:42:27.8	00:48:06.4	+00:11:37.2		
16.Men 60+											
		2000m	4000m	6000m	8000m	10000m	12000m	14000m	16000m	18000m	20000m
		00:05:01.5	00:10:13.6	00:14:08.7	00:18:02.0	00:21:51.6	00:25:57.0	00:30:42.9	00:35:44.7	00:41:01.2	00:45:15.5
311.		Gregório Jorge		1977	00:11:44.1	00:27:29.3	00:42:33.9	00:48:17.3	+00:11:48.1		
123.Men 41 - 50											
		2000m	4000m	6000m	8000m	10000m	12000m	14000m	16000m	18000m	20000m
		00:05:40.7	00:10:57.7	00:14:42.0	00:18:30.6	00:22:13.7	00:26:03.4	00:30:40.8	00:35:43.8	00:41:03.1	00:45:25.7
312.		Battilana santiago		1973	00:12:01.0	00:28:20.1	00:42:51.6	00:48:18.1	+00:11:48.9		
124.Men 41 - 50											
		2000m	4000m	6000m	8000m	10000m	12000m	14000m	16000m	18000m	20000m
		00:06:00.1	00:11:18.8	00:15:08.0	00:19:09.6	00:22:55.8	00:26:51.5	00:31:30.2	00:36:27.1	00:41:26.1	00:45:34.8
313.		ol he		1980	00:11:48.0	00:27:51.0	00:42:52.0	00:48:18.3	+00:11:49.1		
125.Men 41 - 50											
		2000m	4000m	6000m	8000m	10000m	12000m	14000m	16000m	18000m	20000m
		00:05:36.7	00:11:01.4	00:15:00.9	00:18:55.7	00:22:40.9	00:26:35.5	00:31:20.0	00:36:15.0	00:41:27.2	00:45:35.7
314.		Rugen Marco		1965	00:11:27.0	00:27:40.5	00:43:05.9	00:48:18.3	+00:11:49.2		
86.Men 51 - 60											
		2000m	4000m	6000m	8000m	10000m	12000m	14000m	16000m	18000m	20000m
		00:05:20.8	00:10:42.4	00:14:33.7	00:18:30.4	00:22:15.6	00:26:10.4	00:30:56.1	00:35:58.0	00:41:15.3	00:45:31.5
315.		MARQUES José		1974	00:12:59.6	00:28:46.3	00:43:11.0	00:48:18.6	+00:11:49.4		
126.Men 41 - 50											
		2000m	4000m	6000m	8000m	10000m	12000m	14000m	16000m	18000m	20000m
		00:07:25.1	00:12:20.5	00:16:18.4	00:20:16.0	00:23:54.2	00:27:38.0	00:32:04.5	00:37:07.4	00:41:57.3	00:45:47.7
316.		Johnson Dave		1964	00:11:45.2	00:27:47.2	00:43:11.8	00:48:18.6	+00:11:49.4		
87.Men 51 - 60											
		2000m	4000m	6000m	8000m	10000m	12000m	14000m	16000m	18000m	20000m
		00:05:20.5	00:11:03.8	00:15:00.9	00:18:49.3	00:22:31.5	00:26:26.3	00:31:19.2	00:36:25.1	00:41:40.3	00:45:47.8
317.		Odwaga Bartłomiej		1978	00:11:03.1	00:27:20.7	00:42:58.8	00:48:23.9	+00:11:54.7		
127.Men 41 - 50											
		2000m	4000m	6000m	8000m	10000m	12000m	14000m	16000m	18000m	20000m
		00:04:53.6	00:10:17.1	00:14:13.7	00:18:03.5	00:21:46.8	00:25:44.2	00:30:44.0	00:36:01.3	00:41:26.2	00:45:43.7
318.		Biber Peter		1977	00:11:21.9	00:27:53.6	00:43:04.0	00:48:24.3	+00:11:55.1		
128.Men 41 - 50											
		2000m	4000m	6000m	8000m	10000m	12000m	14000m	16000m	18000m	20000m
		00:05:00.5	00:10:38.4	00:14:35.0	00:18:30.6	00:22:15.8	00:26:17.3	00:31:13.3	00:36:16.1	00:41:33.2	00:45:48.6

ROUVY

ELITE

Santini

NUTREND®





























Rank abs/cat	Jersey	Name	CoR	DoB	INT1	INT2	INT3	Finishtime			
319.		de Paus Ferry		1969	00:11:28.1	00:27:09.7	00:42:46.1	00:48:24.9	+00:11:55.7		
88.Men 51 - 60		2000m 00:05:25.0	4000m 00:10:39.4	6000m 00:14:23.1	8000m 00:18:20.4	10000m 00:22:01.5	12000m 00:25:53.3	14000m 00:30:44.2	16000m 00:35:44.8	18000m 00:41:16.1	20000m 00:45:42.9
320.		Popov Roman		1986	00:11:46.1	00:27:51.2	00:43:12.9	00:48:37.4	+00:12:08.2		
73.Men 31 - 40		2000m 00:05:20.7	4000m 00:10:40.7	6000m 00:14:33.1	8000m 00:18:24.5	10000m 00:22:15.6	12000m 00:26:25.4	14000m 00:31:35.4	16000m 00:36:33.1	18000m 00:41:38.2	20000m 00:45:48.7
321.		Metcalf Mike		1967	00:10:54.0	00:27:31.0	00:43:21.6	00:48:37.9	+00:12:08.7		
89.Men 51 - 60		2000m 00:04:57.8	4000m 00:10:09.1	6000m 00:14:04.9	8000m 00:18:00.3	10000m 00:21:50.5	12000m 00:25:55.5	14000m 00:30:51.9	16000m 00:36:01.9	18000m 00:41:26.3	20000m 00:45:48.9
322.		7 turnvater Burn_Fat_Not_Oil		1966	00:12:14.2	00:28:27.5	00:43:29.2	00:48:41.2	+00:12:12.0		
90.Men 51 - 60		2000m 00:05:59.7	4000m 00:11:33.8	6000m 00:15:26.2	8000m 00:19:19.9	10000m 00:23:07.1	12000m 00:27:05.5	14000m 00:31:53.5	16000m 00:36:50.4	18000m 00:42:03.2	20000m 00:46:05.7
323.		Rydström Hampus Lammhultcyklisterna		1977	00:12:01.9	00:28:19.3	00:43:25.9	00:48:41.2	+00:12:12.1		
129.Men 41 - 50		2000m 00:05:26.7	4000m 00:10:54.7	6000m 00:14:57.2	8000m 00:19:05.6	10000m 00:22:58.9	12000m 00:26:53.7	14000m 00:31:52.6	16000m 00:36:54.5	18000m 00:41:59.3	20000m 00:46:06.1
324.		De jonghe Bjorn		1982	00:10:59.8	00:27:36.0	00:43:09.1	00:48:45.2	+00:12:16.1		
74.Men 31 - 40		2000m 00:04:58.6	4000m 00:10:15.3	6000m 00:14:11.1	8000m 00:18:15.5	10000m 00:22:09.6	12000m 00:26:11.4	14000m 00:31:14.1	16000m 00:36:23.1	18000m 00:41:43.1	20000m 00:45:56.8
325.		Nel Rocco		1972	00:10:56.6	00:27:42.8	00:43:14.7	00:48:47.3	+00:12:18.1		
130.Men 41 - 50		2000m 00:05:03.3	4000m 00:10:12.4	6000m 00:13:59.9	8000m 00:18:00.1	10000m 00:21:50.4	12000m 00:26:04.9	14000m 00:31:03.1	16000m 00:36:15.0	18000m 00:41:47.2	20000m 00:45:59.7
326.		Vanderwaal Steve		1948	00:11:38.4	00:27:57.3	00:43:13.5	00:48:47.5	+00:12:18.3		
17.Men 60+		2000m 00:05:21.1	4000m 00:10:52.8	6000m 00:14:52.3	8000m 00:18:51.8	10000m 00:22:40.3	12000m 00:26:35.7	14000m 00:31:28.5	16000m 00:36:26.7	18000m 00:41:43.3	20000m 00:45:59.2
327.		Chrzanowski Marcin		1979	00:11:20.0	00:27:36.3	00:43:22.8	00:48:54.1	+00:12:24.9		
131.Men 41 - 50		2000m 00:05:01.6	4000m 00:10:28.3	6000m 00:14:32.0	8000m 00:18:24.6	10000m 00:22:08.8	12000m 00:26:11.5	14000m 00:31:12.1	16000m 00:36:17.3	18000m 00:41:31.2	20000m 00:45:45.9
328.		Ludewigs Niclas CK Aarhus		1991	00:11:20.1	00:27:42.9	00:43:27.2	00:48:56.0	+00:12:26.8		
12.Men 21 - 30		2000m 00:05:17.8	4000m 00:10:42.6	6000m 00:14:42.1	8000m 00:18:38.7	10000m 00:22:25.0	12000m 00:26:26.6	14000m 00:31:16.0	16000m 00:36:34.4	18000m 00:41:54.6	20000m 00:46:10.7
329.		Sauvage Laurent		1978	00:11:37.5	00:27:51.1	00:43:29.8	00:48:57.4	+00:12:28.2		
132.Men 41 - 50		2000m 00:05:09.8	4000m 00:10:29.3	6000m 00:14:29.8	8000m 00:18:30.0	10000m 00:22:24.4	12000m 00:26:28.1	14000m 00:31:29.0	16000m 00:36:34.1	18000m 00:41:55.1	20000m 00:46:10.8
330.		kietzmann alfred		1961	00:10:40.8	00:26:46.4	00:43:12.1	00:48:57.7	+00:12:28.6		
91.Men 51 - 60		2000m 00:04:42.3	4000m 00:09:57.2	6000m 00:13:48.9	8000m 00:17:43.0	10000m 00:21:22.6	12000m 00:25:24.1	14000m 00:30:29.0	16000m 00:35:59.0	18000m 00:41:41.0	20000m 00:46:05.6
331.		Delafosse david ROUVY France Facebook		1972	00:10:56.8	00:27:14.9	00:43:29.1	00:48:58.5	+00:12:29.3		
133.Men 41 - 50		2000m 00:04:53.2	4000m 00:10:14.2	6000m 00:14:03.9	8000m 00:18:01.0	10000m 00:21:47.2	12000m 00:25:49.0	14000m 00:30:53.0	16000m 00:36:14.9	18000m 00:41:52.3	20000m 00:46:15.9
332.		Troshin Alexander		1997	00:11:38.1	00:27:42.0	00:43:15.8	00:48:58.6	+00:12:29.5		
13.Men 21 - 30		2000m 00:05:15.8	4000m 00:10:28.2	6000m 00:14:31.2	8000m 00:18:30.4	10000m 00:22:24.7	12000m 00:26:23.6	14000m 00:31:13.3	16000m 00:36:23.1	18000m 00:41:49.2	20000m 00:46:05.8

ROUVY

ELITE

Santini

NUTREND®





























Rank abs/cat	Jersey	Name	CoR	DoB	INT1	INT2	INT3	Finishtime			
333.		Wolf Guy		1958	00:11:56.2	00:27:45.3	00:43:31.0	00:48:58.7	+00:12:29.5		
18.Men 60+											
		2000m	4000m	6000m	8000m	10000m	12000m	14000m	16000m	18000m	20000m
		00:05:18.9	00:10:45.7	00:14:47.4	00:18:43.7	00:22:32.9	00:26:26.5	00:31:22.2	00:36:35.3	00:42:05.4	00:46:15.0
334.		Kaczorowski -Rafal		1980	00:11:15.7	00:27:18.9	00:43:41.0	00:49:01.5	+00:12:32.3		
134.Men 41 - 50											
		2000m	4000m	6000m	8000m	10000m	12000m	14000m	16000m	18000m	20000m
		00:05:06.6	00:10:30.2	00:14:20.2	00:18:15.2	00:21:59.6	00:25:58.0	00:31:00.9	00:36:21.9	00:42:02.1	00:46:25.7
335.		Mutterle Luca		1981	00:11:46.1	00:28:06.9	00:43:41.9	00:49:01.6	+00:12:32.4		
75.Men 31 - 40											
		2000m	4000m	6000m	8000m	10000m	12000m	14000m	16000m	18000m	20000m
		00:05:12.8	00:10:39.4	00:14:36.1	00:18:29.6	00:22:16.8	00:26:23.3	00:31:26.3	00:36:45.1	00:42:12.7	00:46:26.1
336.		Ward Todd		1963	00:11:15.0	00:28:01.4	00:44:06.3	00:49:04.5	+00:12:35.3		
92.Men 51 - 60											
		2000m	4000m	6000m	8000m	10000m	12000m	14000m	16000m	18000m	20000m
		00:05:09.5	00:10:30.6	00:14:31.8	00:18:32.3	00:22:28.7	00:26:30.2	00:31:25.1	00:36:44.5	00:42:11.6	00:46:25.6
337.		Stuff Scott		1965	00:10:56.7	00:27:21.1	00:43:54.9	00:49:05.0	+00:12:35.8		
93.Men 51 - 60											
		2000m	4000m	6000m	8000m	10000m	12000m	14000m	16000m	18000m	20000m
		00:05:00.7	00:10:09.3	00:14:13.0	00:18:08.4	00:21:53.4	00:25:57.4	00:31:07.4	00:36:26.3	00:42:00.6	00:46:19.2
338.		Garrett Clive		1962	00:11:17.1	00:27:31.2	00:43:43.9	00:49:05.1	+00:12:35.9		
94.Men 51 - 60											
		2000m	4000m	6000m	8000m	10000m	12000m	14000m	16000m	18000m	20000m
		00:05:15.0	00:10:34.7	00:14:29.9	00:18:24.4	00:22:09.6	00:26:13.4	00:31:12.4	00:36:44.2	00:42:14.4	00:46:26.0
339.		Abbotts Justin		1974	00:11:52.0	00:28:29.3	00:43:52.2	00:49:08.6	+00:12:39.5		
135.Men 41 - 50											
		2000m	4000m	6000m	8000m	10000m	12000m	14000m	16000m	18000m	20000m
		00:05:27.8	00:11:07.5	00:15:14.1	00:19:17.4	00:23:01.1	00:26:59.4	00:32:07.7	00:37:11.3	00:42:17.7	00:46:35.1
340.		Leiss Peter		1953	00:12:05.2	00:28:23.5	00:43:48.3	00:49:08.8	+00:12:39.6		
19.Men 60+											
		2000m	4000m	6000m	8000m	10000m	12000m	14000m	16000m	18000m	20000m
		00:05:39.6	00:11:20.0	00:15:17.4	00:19:17.6	00:22:59.9	00:27:01.7	00:31:54.5	00:37:03.6	00:42:24.5	00:46:34.3
341.		Oliveira Edson		1981	00:11:40.9	00:27:53.2	00:43:50.3	00:49:08.9	+00:12:39.7		
76.Men 31 - 40											
		2000m	4000m	6000m	8000m	10000m	12000m	14000m	16000m	18000m	20000m
		00:05:32.5	00:10:55.8	00:14:49.1	00:18:44.5	00:22:39.8	00:26:34.5	00:31:25.5	00:36:26.0	00:42:25.6	00:46:34.1
342.		Dorsch Thomas		1989	00:12:04.3	00:28:56.3	00:43:51.0	00:49:23.3	+00:12:54.1		
77.Men 31 - 40											
		2000m	4000m	6000m	8000m	10000m	12000m	14000m	16000m	18000m	20000m
		00:05:36.7	00:11:14.7	00:15:28.2	00:19:33.7	00:23:31.4	00:27:38.7	00:32:29.6	00:37:39.6	00:42:41.8	00:46:32.1
343.		Rodger James		1978	00:12:57.5	00:29:25.7	00:43:55.4	00:49:24.0	+00:12:54.9		
136.Men 41 - 50											
		2000m	4000m	6000m	8000m	10000m	12000m	14000m	16000m	18000m	20000m
		00:06:23.0	00:12:11.1	00:16:12.6	00:20:07.9	00:23:54.3	00:27:47.2	00:32:42.9	00:37:40.6	00:42:34.7	00:46:38.3
344.		Menapace Luca		1967	00:13:06.5	00:29:04.3	00:44:08.4	00:49:27.9	+00:12:58.8		
95.Men 51 - 60											
		2000m	4000m	6000m	8000m	10000m	12000m	14000m	16000m	18000m	20000m
		00:06:35.2	00:12:21.4	00:16:25.6	00:20:14.7	00:23:54.1	00:27:44.0	00:32:33.5	00:37:38.6	00:42:45.7	00:46:49.0
345.		Rocha Guille		1980	00:11:03.1	00:27:48.3	00:43:55.5	00:49:28.1	+00:12:58.9		
137.Men 41 - 50											
		2000m	4000m	6000m	8000m	10000m	12000m	14000m	16000m	18000m	20000m
		00:05:03.6	00:10:16.2	00:14:16.1	00:18:19.3	00:22:14.7	00:26:19.3	00:31:30.6	00:37:05.7	00:42:24.5	00:46:43.4
346.		Żychowski Jerzy		1950	00:11:41.3	00:28:27.2	00:43:58.4	00:49:29.2	+00:13:00.0		
20.Men 60+											
		2000m	4000m	6000m	8000m	10000m	12000m	14000m	16000m	18000m	20000m
		00:04:58.6	00:10:52.8	00:14:49.2	00:18:50.4	00:22:40.8	00:26:45.2	00:31:46.5	00:37:06.6	00:42:26.6	00:46:43.1

ROUVY





























ELITE

Santini

NUTREND®

Rank abs/cat	Jersey	Name	CoR	DoB	INT1	INT2	INT3	Finishtime			
347.		Minarovic Peter		1977	00:12:39.2	00:28:13.2	00:44:16.1	00:49:32.4	+00:13:03.2		
138.Men 41 - 50		2000m 00:05:56.0	4000m 00:11:32.7	6000m 00:15:28.2	8000m 00:19:18.7	10000m 00:23:02.0	12000m 00:26:49.6	14000m 00:31:52.2	16000m 00:37:06.4	18000m 00:42:37.6	20000m 00:47:00.2
348.		Morgan Michael		1970	00:11:24.8	00:28:12.3	00:44:19.6	00:49:32.6	+00:13:03.4		
96.Men 51 - 60		2000m 00:05:07.8	4000m 00:10:37.4	6000m 00:14:39.0	8000m 00:18:41.4	10000m 00:22:34.1	12000m 00:26:45.6	14000m 00:31:51.5	16000m 00:37:04.7	18000m 00:42:27.4	20000m 00:46:39.8
349.		Parma Radim		1999	00:11:46.8	00:28:05.2	00:44:00.2	00:49:36.2	+00:13:07.0		
14.Men 21 - 30		2000m 00:04:58.4	4000m 00:10:39.8	6000m 00:14:42.3	8000m 00:18:40.5	10000m 00:22:39.9	12000m 00:26:41.8	14000m 00:31:49.4	16000m 00:36:55.5	18000m 00:42:29.6	20000m 00:46:47.2
350.		boyer christian PJPC		1966	00:11:37.0	00:28:13.3	00:44:36.7	00:49:38.6	+00:13:09.4		
97.Men 51 - 60		2000m 00:05:31.8	4000m 00:10:54.7	6000m 00:14:52.3	8000m 00:18:55.3	10000m 00:22:42.8	12000m 00:26:46.6	14000m 00:31:50.4	16000m 00:37:10.4	18000m 00:42:37.4	20000m 00:47:01.3
351.		Santana Mario		1980	00:11:55.1	00:28:52.8	00:44:32.0	00:49:39.0	+00:13:09.8		
139.Men 41 - 50		2000m 00:05:24.7	4000m 00:11:06.8	6000m 00:15:12.5	8000m 00:19:18.5	10000m 00:23:12.2	12000m 00:27:17.8	14000m 00:32:15.5	16000m 00:37:31.5	18000m 00:42:44.7	20000m 00:46:52.0
352.		Tonnesen Kristian Fredericia Triathlon Team		1981	00:12:16.5	00:29:18.4	00:44:21.3	00:49:40.5	+00:13:11.3		
78.Men 31 - 40		2000m 00:05:45.0	4000m 00:11:30.7	6000m 00:15:39.3	8000m 00:19:39.7	10000m 00:23:36.3	12000m 00:27:45.9	14000m 00:32:39.0	16000m 00:37:53.6	18000m 00:43:00.6	20000m 00:47:03.3
353.		Popunkyov Petar TriTeam		1984	00:12:10.2	00:29:00.0	00:43:55.4	00:49:44.4	+00:13:15.2		
79.Men 31 - 40		2000m 00:05:19.7	4000m 00:10:56.4	6000m 00:15:07.4	8000m 00:19:20.6	10000m 00:23:21.0	12000m 00:27:27.0	14000m 00:32:18.6	16000m 00:37:23.5	18000m 00:42:38.4	20000m 00:46:37.1
354.		Zingg Roland		1977	00:11:45.5	00:27:32.8	00:44:06.2	00:49:44.5	+00:13:15.3		
140.Men 41 - 50		2000m 00:05:38.6	4000m 00:10:41.7	6000m 00:14:35.2	8000m 00:18:24.5	10000m 00:22:10.5	12000m 00:26:13.2	14000m 00:31:51.6	16000m 00:37:08.5	18000m 00:42:30.8	20000m 00:46:53.1
355.		Gozzo Emanuele		1961	00:11:51.2	00:28:21.1	00:44:09.2	00:49:51.7	+00:13:22.5		
98.Men 51 - 60		2000m 00:05:29.6	4000m 00:11:05.5	6000m 00:15:08.3	8000m 00:19:09.6	10000m 00:22:58.9	12000m 00:26:59.8	14000m 00:31:59.3	16000m 00:37:13.5	18000m 00:42:36.9	20000m 00:46:57.2
356.		Maluchnik Jarek RouvyPL		1980	00:11:51.9	00:28:54.2	00:44:26.3	00:49:52.8	+00:13:23.6		
141.Men 41 - 50		2000m 00:05:27.5	4000m 00:11:06.5	6000m 00:15:12.9	8000m 00:19:17.4	10000m 00:23:08.8	12000m 00:27:18.8	14000m 00:32:18.7	16000m 00:37:34.7	18000m 00:42:58.5	20000m 00:47:08.0
357.		Tornow Julian		1980	00:11:27.8	00:28:08.4	00:44:19.6	00:49:54.4	+00:13:25.2		
142.Men 41 - 50		2000m 00:05:17.7	4000m 00:10:43.7	6000m 00:14:39.9	8000m 00:18:41.3	10000m 00:22:24.6	12000m 00:26:23.5	14000m 00:31:30.5	16000m 00:37:05.3	18000m 00:42:36.8	20000m 00:47:12.2
358.		Dembiński Marek Wójtowicz TRI Team / Atimex		1974	00:12:12.3	00:28:56.3	00:44:22.3	00:49:59.0	+00:13:29.8		
143.Men 41 - 50		2000m 00:06:12.0	4000m 00:11:24.7	6000m 00:15:26.1	8000m 00:19:28.8	10000m 00:23:30.0	12000m 00:27:37.7	14000m 00:32:37.8	16000m 00:37:43.6	18000m 00:42:57.8	20000m 00:47:10.3
359.		Plucinski Grzegorz		1973	00:11:31.8	00:27:56.2	00:44:46.7	00:49:59.2	+00:13:30.1		
144.Men 41 - 50		2000m 00:05:40.0	4000m 00:10:48.7	6000m 00:14:43.2	8000m 00:18:39.3	10000m 00:22:28.7	12000m 00:26:29.4	14000m 00:31:40.2	16000m 00:37:04.3	18000m 00:42:48.5	20000m 00:47:13.3
360.		de Jong Cees		1964	00:13:38.0	00:29:20.4	00:44:20.5	00:50:00.2	+00:13:31.0		
99.Men 51 - 60		2000m 00:07:40.4	4000m 00:12:52.5	6000m 00:16:39.7	8000m 00:20:26.2	10000m 00:24:07.3	12000m 00:28:02.3	14000m 00:32:43.8	16000m 00:37:40.5	18000m 00:42:52.0	20000m 00:47:04.1































Rank abs/cat	Jersey	Name	CoR	DoB	INT1	INT2	INT3	Finishtime	
361.		Füllhase Peter Rennrad Treff Altenberge		1956	00:11:58.2	00:29:12.0	00:44:20.1	00:50:00.6	+00:13:31.4
21.Men 60+		2000m 4000m 6000m 8000m 10000m 12000m 14000m 16000m 18000m 20000m 00:05:34.8 00:11:20.6 00:15:24.1 00:19:28.8 00:23:26.3 00:27:31.6 00:32:29.5 00:37:48.7 00:42:55.8 00:47:17.0							
362.		Hamman Bryan THATLLDO		1960	00:12:26.3	00:29:21.5	00:44:32.2	00:50:00.8	+00:13:31.6
22.Men 60+		2000m 4000m 6000m 8000m 10000m 12000m 14000m 16000m 18000m 20000m 00:05:52.1 00:11:39.2 00:15:51.4 00:20:07.1 00:23:59.2 00:28:03.1 00:32:49.0 00:37:48.5 00:43:05.1 00:47:15.2							
363.		Summers Dan		1987	00:13:05.7	00:29:23.7	00:44:35.4	00:50:03.0	+00:13:33.8
80.Men 31 - 40		2000m 4000m 6000m 8000m 10000m 12000m 14000m 16000m 18000m 20000m 00:04:49.5 00:11:55.1 00:15:55.7 00:19:52.0 00:23:42.5 00:27:46.0 00:32:48.8 00:37:53.8 00:43:11.1 00:47:20.3							
364.		Magnon Jean-Christophe Lapinus Cretinus		1977	00:11:32.2	00:28:18.2	00:45:13.0	00:50:09.2	+00:13:40.0
145.Men 41 - 50		2000m 4000m 6000m 8000m 10000m 12000m 14000m 16000m 18000m 20000m 00:05:17.8 00:10:44.5 00:14:52.4 00:19:02.4 00:23:02.2 00:26:59.5 00:32:05.5 00:37:58.0 00:43:19.0 00:47:27.1							
365.		Mohoric Vinko GG		1957	00:11:42.0	00:28:43.7	00:44:38.5	00:50:09.7	+00:13:40.6
23.Men 60+		2000m 4000m 6000m 8000m 10000m 12000m 14000m 16000m 18000m 20000m 00:05:23.6 00:10:55.9 00:14:52.4 00:19:02.6 00:22:52.0 00:27:00.7 00:32:17.7 00:37:30.6 00:43:08.9 00:47:29.3							
366.		Lepage Thierry		1979	00:14:12.1	00:30:16.9	00:45:11.3	00:50:09.9	+00:13:40.7
146.Men 41 - 50		2000m 4000m 6000m 8000m 10000m 12000m 14000m 16000m 18000m 20000m 00:08:01.6 00:13:25.6 00:17:19.8 00:21:15.6 00:25:01.9 00:28:57.5 00:33:43.3 00:38:31.8 00:43:29.1 00:47:26.4							
367.		Porada Marek WTRI Team		1963	00:12:03.7	00:29:13.7	00:44:33.2	00:50:10.4	+00:13:41.2
100.Men 51 - 60		2000m 4000m 6000m 8000m 10000m 12000m 14000m 16000m 18000m 20000m 00:05:39.9 00:11:12.4 00:15:21.2 00:19:40.3 00:23:41.4 00:27:45.5 00:32:42.2 00:37:50.2 00:43:07.5 00:47:21.2							
368.		POLÁCH PETR		1975	00:11:26.1	00:28:11.2	00:44:31.6	00:50:10.6	+00:13:41.4
147.Men 41 - 50		2000m 4000m 6000m 8000m 10000m 12000m 14000m 16000m 18000m 20000m 00:05:17.6 00:10:35.5 00:14:35.1 00:18:32.5 00:22:31.6 00:26:43.6 00:31:56.4 00:37:15.3 00:42:51.7 00:47:27.4							
369.		Fazzino Francesco		1964	00:11:25.2	00:28:32.9	00:44:37.6	00:50:10.8	+00:13:41.6
101.Men 51 - 60		2000m 4000m 6000m 8000m 10000m 12000m 14000m 16000m 18000m 20000m 00:05:13.4 00:10:38.6 00:14:39.9 00:18:48.4 00:22:46.8 00:26:54.7 00:32:01.4 00:37:25.7 00:43:01.0 00:47:28.1							
370.		Pereira Rui NaDesmontes Cycling Spirit		1971	00:10:06.3	00:26:48.8	00:44:26.4	00:50:12.1	+00:13:43.0
148.Men 41 - 50		2000m 4000m 6000m 8000m 10000m 12000m 14000m 16000m 18000m 20000m 00:04:41.2 00:09:19.1 00:13:11.7 00:17:08.1 00:20:59.3 00:25:14.9 00:30:42.7 00:36:23.0 00:42:20.6 00:47:07.1							
371.		Grininger Gerald		1979	00:11:31.8	00:28:34.5	00:44:52.8	00:50:12.7	+00:13:43.5
149.Men 41 - 50		2000m 4000m 6000m 8000m 10000m 12000m 14000m 16000m 18000m 20000m 00:05:18.5 00:10:46.8 00:14:40.0 00:18:30.5 00:22:34.5 00:26:55.7 00:32:04.4 00:37:36.5 00:43:30.9 00:47:27.0							
372.		Egger Toni		1974	00:11:24.2	00:28:37.1	00:45:06.2	00:50:12.7	+00:13:43.5
150.Men 41 - 50		2000m 4000m 6000m 8000m 10000m 12000m 14000m 16000m 18000m 20000m 00:04:56.7 00:10:37.4 00:14:42.0 00:18:54.6 00:22:57.1 00:27:12.7 00:32:14.4 00:37:32.7 00:43:14.6 00:47:29.1							
373.		Argerich Jeroni		1978	00:12:01.4	00:28:47.5	00:45:19.0	00:50:20.4	+00:13:51.2
151.Men 41 - 50		2000m 4000m 6000m 8000m 10000m 12000m 14000m 16000m 18000m 20000m 00:05:17.0 00:11:13.6 00:15:12.4 00:19:13.6 00:23:07.9 00:27:10.5 00:32:14.5 00:37:37.6 00:43:16.9 00:47:41.5							
374.		Lanza Massimo Lenocart TCT		1965	00:12:48.8	00:28:52.1	00:44:56.6	00:50:20.8	+00:13:51.7
102.Men 51 - 60		2000m 4000m 6000m 8000m 10000m 12000m 14000m 16000m 18000m 20000m 00:05:59.9 00:11:40.0 00:15:28.3 00:19:33.7 00:23:19.0 00:27:17.4 00:32:28.4 00:37:52.5 00:43:26.0 00:47:41.3							

ROUVY

ELITE

Santini

NUTREND®



























Rank abs/cat	Jersey	Name	CoR	DoB	INT1	INT2	INT3	Finishtime	
375.		Hilger Georg Casa Ciclista		1956	00:11:32.9	00:28:24.1	00:44:54.4	00:50:21.0	+00:13:51.8
24.Men 60+		2000m 00:05:03.6 4000m 00:10:46.5 6000m 00:14:50.0 8000m 00:18:51.5 10000m 00:22:44.6 12000m 00:26:55.2 14000m 00:32:10.5 16000m 00:37:34.8 18000m 00:43:18.8 20000m 00:47:42.0							
375.		Krzesla Radek TREK Puchalka Sport Team / 18000metrow.pl		1978	00:10:49.8	00:27:47.0	00:44:46.5	00:50:21.0	+00:13:51.8
152.Men 41 - 50		2000m 00:04:35.5 4000m 00:09:48.2 6000m 00:13:40.8 8000m 00:17:48.9 10000m 00:21:41.4 12000m 00:26:25.5 14000m 00:31:26.2 16000m 00:37:12.2 18000m 00:43:07.8 20000m 00:47:40.1							
377.		König Benjamin SCC		1984	00:11:36.3	00:28:28.6	00:44:43.4	00:50:21.0	+00:13:51.9
81.Men 31 - 40		2000m 00:05:15.7 4000m 00:10:47.6 6000m 00:14:53.1 8000m 00:18:57.5 10000m 00:22:57.2 12000m 00:26:59.6 14000m 00:32:10.8 16000m 00:37:34.5 18000m 00:43:08.0 20000m 00:47:38.6							
378.		Ravnkilde Thomas SCC		1973	00:12:06.3	00:28:37.4	00:44:37.5	00:50:21.2	+00:13:52.0
153.Men 41 - 50		2000m 00:05:38.0 4000m 00:11:18.7 6000m 00:15:18.1 8000m 00:19:20.4 10000m 00:23:08.9 12000m 00:27:10.3 14000m 00:32:16.7 16000m 00:37:30.4 18000m 00:42:58.7 20000m 00:47:31.0							
379.		Mrakar Danijel KKK		1959	00:11:55.3	00:29:05.8	00:44:51.6	00:50:21.2	+00:13:52.0
25.Men 60+		2000m 00:05:10.8 4000m 00:11:06.9 6000m 00:15:18.5 8000m 00:19:32.5 10000m 00:23:22.2 12000m 00:27:27.6 14000m 00:32:37.8 16000m 00:37:55.0 18000m 00:43:21.7 20000m 00:47:42.6							
380.		Židek Tomáš		1980	00:11:24.0	00:28:19.2	00:44:51.3	00:50:21.5	+00:13:52.3
154.Men 41 - 50		2000m 00:04:59.3 4000m 00:10:34.6 6000m 00:14:44.0 8000m 00:18:51.3 10000m 00:22:44.6 12000m 00:26:54.3 14000m 00:32:05.6 16000m 00:37:37.5 18000m 00:43:18.6 20000m 00:47:41.4							
381.		Trotta Leonardo		1969	00:11:31.3	00:28:12.5	00:44:42.5	00:50:23.8	+00:13:54.7
103.Men 51 - 60		2000m 00:05:25.5 4000m 00:10:44.5 6000m 00:14:44.0 8000m 00:18:48.4 10000m 00:22:44.2 12000m 00:26:54.7 14000m 00:32:02.5 16000m 00:37:27.7 18000m 00:43:11.9 20000m 00:47:29.1							
382.		Reissner Leslie		1956	00:11:23.1	00:28:19.5	00:45:14.5	00:50:34.5	+00:14:05.3
26.Men 60+		2000m 00:05:14.8 4000m 00:10:41.7 6000m 00:14:38.1 8000m 00:18:42.4 10000m 00:22:40.8 12000m 00:26:50.8 14000m 00:32:03.4 16000m 00:37:40.7 18000m 00:43:37.1 20000m 00:47:58.3							
383.		Lligenza Kuba Ligenza Pancia Poland		1983	00:12:57.7	00:29:26.1	00:45:17.9	00:50:35.7	+00:14:06.6
82.Men 31 - 40		2000m 00:06:46.2 4000m 00:12:14.0 6000m 00:16:02.5 8000m 00:20:05.0 10000m 00:23:50.2 12000m 00:27:53.1 14000m 00:32:43.9 16000m 00:38:04.1 18000m 00:43:45.1 20000m 00:47:59.5							
384.		Duignan Gary None		1974	00:11:56.5	00:28:43.3	00:45:07.9	00:50:36.8	+00:14:07.6
155.Men 41 - 50		2000m 00:05:17.7 4000m 00:10:49.4 6000m 00:14:46.2 8000m 00:18:50.2 10000m 00:22:44.9 12000m 00:26:56.7 14000m 00:32:19.4 16000m 00:37:56.8 18000m 00:43:33.0 20000m 00:47:57.5							
385.		Veres Peter		1976	00:11:33.0	00:28:45.6	00:44:47.5	00:50:38.1	+00:14:09.0
156.Men 41 - 50		2000m 00:05:07.5 4000m 00:10:31.5 6000m 00:14:55.4 8000m 00:19:09.9 10000m 00:23:08.2 12000m 00:27:27.6 14000m 00:32:35.6 16000m 00:37:54.8 18000m 00:43:25.9 20000m 00:47:47.4							
386.		b iulius		1975	00:11:20.9	00:27:54.2	00:45:01.8	00:50:40.4	+00:14:11.3
157.Men 41 - 50		2000m 00:05:11.8 4000m 00:10:32.6 6000m 00:14:35.9 8000m 00:18:36.6 10000m 00:22:28.7 12000m 00:26:29.3 14000m 00:31:30.1 16000m 00:36:37.4 18000m 00:43:31.1 20000m 00:47:52.2							
387.		Zujenkov Ferenc		1966	00:12:11.0	00:28:58.4	00:45:06.5	00:50:42.2	+00:14:13.0
104.Men 51 - 60		2000m 00:05:41.6 4000m 00:11:25.0 6000m 00:15:28.3 8000m 00:19:30.7 10000m 00:23:22.0 12000m 00:27:33.0 14000m 00:32:40.5 16000m 00:38:04.0 18000m 00:43:37.9 20000m 00:47:52.4							
388.		Fandel Chris		1966	00:11:48.3	00:28:37.3	00:45:10.7	00:50:49.4	+00:14:20.2
105.Men 51 - 60		2000m 00:05:32.7 4000m 00:11:03.6 6000m 00:15:06.2 8000m 00:19:09.6 10000m 00:23:01.0 12000m 00:27:06.5 14000m 00:32:25.7 16000m 00:37:53.7 18000m 00:43:29.8 20000m 00:48:01.3							

ROUVY

ELITE

Santini

NUTREND®


























Rank abs/cat	Jersey	Name	CoR	DoB	INT1	INT2	INT3	Finishtime	
389.		Miro Mirek Sulima Rowery Team		1955	00:11:51.2	00:28:51.6	00:45:08.5	00:50:49.5	+00:14:20.3
27.Men 60+		2000m 4000m 6000m 8000m 10000m 12000m 14000m 16000m 18000m 20000m 00:05:27.6 00:11:04.7 00:15:10.1 00:19:12.9 00:23:11.0 00:27:20.8 00:32:35.6 00:37:53.8 00:43:30.9 00:47:57.6							
390.		Pait Jim		1969	00:12:22.4	00:28:56.6	00:45:49.0	00:50:56.9	+00:14:27.7
106.Men 51 - 60		2000m 4000m 6000m 8000m 10000m 12000m 14000m 16000m 18000m 20000m 00:05:42.7 00:11:37.9 00:15:43.6 00:19:42.9 00:23:32.1 00:27:30.7 00:32:43.1 00:38:06.9 00:44:13.2 00:48:30.4							
391.		Tomášik Ján		1977	00:12:01.3	00:28:16.2	00:45:29.9	00:51:02.3	+00:14:33.1
158.Men 41 - 50		2000m 4000m 6000m 8000m 10000m 12000m 14000m 16000m 18000m 20000m 00:05:45.1 00:11:18.7 00:15:12.2 00:19:02.5 00:22:52.9 00:26:53.6 00:32:01.7 00:37:33.6 00:43:54.2 00:48:13.3							
392.		POUZOLS Frédéric		1976	00:12:14.1	00:29:38.9	00:45:33.9	00:51:06.5	+00:14:37.3
159.Men 41 - 50		2000m 4000m 6000m 8000m 10000m 12000m 14000m 16000m 18000m 20000m 00:05:40.8 00:11:25.0 00:15:34.4 00:19:46.0 00:23:45.4 00:27:58.1 00:33:11.2 00:38:42.3 00:44:07.9 00:48:18.2							
393.		Vavpetič Andrej Mici je zakon		1960	00:12:08.2	00:28:38.5	00:45:28.8	00:51:06.5	+00:14:37.3
28.Men 60+		2000m 4000m 6000m 8000m 10000m 12000m 14000m 16000m 18000m 20000m 00:05:19.5 00:10:59.7 00:15:05.4 00:19:08.7 00:23:02.0 00:27:10.6 00:32:24.7 00:37:54.6 00:43:45.1 00:48:18.6							
394.		Ferreira Case Ultra Esportes		1975	00:12:14.4	00:29:21.5	00:45:15.9	00:51:08.0	+00:14:38.8
160.Men 41 - 50		2000m 4000m 6000m 8000m 10000m 12000m 14000m 16000m 18000m 20000m 00:06:01.0 00:11:25.8 00:15:39.5 00:19:44.7 00:23:46.3 00:27:59.9 00:33:04.2 00:38:14.8 00:43:49.3 00:48:06.3							
395.		McCracken Garry		1951	00:11:11.8	00:27:58.5	00:45:33.9	00:51:12.4	+00:14:43.2
29.Men 60+		2000m 4000m 6000m 8000m 10000m 12000m 14000m 16000m 18000m 20000m 00:05:01.7 00:10:30.2 00:14:30.7 00:18:24.1 00:22:10.5 00:26:11.3 00:31:44.3 00:37:40.7 00:43:53.2 00:48:23.5							
396.		Angel Terry		1959	00:12:15.3	00:29:18.8	00:45:42.1	00:51:12.4	+00:14:43.2
30.Men 60+		2000m 4000m 6000m 8000m 10000m 12000m 14000m 16000m 18000m 20000m 00:05:50.2 00:11:32.9 00:15:39.3 00:19:47.9 00:23:44.6 00:27:54.1 00:33:07.2 00:38:45.3 00:44:13.3 00:48:23.5							
397.		Hobster Michael Velo Club Bridgford		1954	00:12:03.3	00:29:06.6	00:45:51.1	00:51:12.7	+00:14:43.5
31.Men 60+		2000m 4000m 6000m 8000m 10000m 12000m 14000m 16000m 18000m 20000m 00:05:34.6 00:11:20.0 00:15:18.1 00:19:18.6 00:23:14.2 00:27:31.0 00:32:59.2 00:38:38.0 00:44:22.1 00:48:31.7							
398.		Schreiner Claude		1972	00:11:59.5	00:29:27.0	00:45:21.6	00:51:17.3	+00:14:48.1
161.Men 41 - 50		2000m 4000m 6000m 8000m 10000m 12000m 14000m 16000m 18000m 20000m 00:05:49.0 00:11:10.7 00:15:12.3 00:19:34.7 00:23:34.1 00:27:46.0 00:32:51.9 00:38:32.9 00:43:50.3 00:48:25.5							
399.		Reurke Cou- Sint Jobse Pedaalridders		1958	00:11:02.0	00:27:58.8	00:45:51.1	00:51:22.4	+00:14:53.2
32.Men 60+		2000m 4000m 6000m 8000m 10000m 12000m 14000m 16000m 18000m 20000m 00:04:53.6 00:10:15.2 00:14:22.1 00:18:24.1 00:22:14.8 00:26:20.8 00:31:22.4 00:37:44.8 00:44:25.2 00:48:34.8							
400.		nart armand usac andernos		1956	00:11:52.1	00:29:19.3	00:45:48.9	00:51:23.3	+00:14:54.1
33.Men 60+		2000m 4000m 6000m 8000m 10000m 12000m 14000m 16000m 18000m 20000m 00:05:23.9 00:11:03.0 00:15:23.3 00:19:34.7 00:23:29.4 00:27:40.0 00:32:57.8 00:38:21.8 00:44:08.3 00:48:34.8							
401.		Boyko Yuriy https://www.strava.com/clubs/NineRiders		1972	00:13:18.9	00:29:43.2	00:45:39.8	00:51:24.2	+00:14:55.0
162.Men 41 - 50		2000m 4000m 6000m 8000m 10000m 12000m 14000m 16000m 18000m 20000m 00:07:05.5 00:12:37.7 00:16:33.5 00:20:32.4 00:24:19.2 00:28:20.0 00:33:25.0 00:38:46.6 00:44:09.6 00:48:31.6							
402.		Garon Claude Quilicot		1952	00:11:59.4	00:29:03.8	00:46:10.6	00:51:31.8	+00:15:02.7
34.Men 60+		2000m 4000m 6000m 8000m 10000m 12000m 14000m 16000m 18000m 20000m 00:05:31.8 00:11:12.4 00:15:26.5 00:19:32.9 00:23:30.4 00:27:41.0 00:32:56.9 00:38:22.3 00:44:07.4 00:48:41.0							

ROUVY

ELITE

Santini

NUTREND®

Rank abs/cat	Jersey	Name	CoR	DoB	INT1	INT2	INT3	Finishtime			
403.		Barrigó José		1964	00:11:48.2	00:29:04.2	00:45:49.8	00:51:32.9	+00:15:03.7		
107.Men 51 - 60		2000m 00:05:17.7	4000m 00:11:01.7	6000m 00:15:16.1	8000m 00:19:16.6	10000m 00:23:16.9	12000m 00:27:31.0	14000m 00:32:54.7	16000m 00:38:35.8	18000m 00:44:11.0	20000m 00:48:43.5
404.		Torres Jorge		1978	00:12:13.3	00:28:56.5	00:46:18.2	00:51:41.9	+00:15:12.7		
163.Men 41 - 50		2000m 00:05:16.9	4000m 00:11:31.9	6000m 00:15:39.6	8000m 00:19:32.7	10000m 00:23:18.1	12000m 00:27:16.0	14000m 00:32:44.7	16000m 00:38:37.9	18000m 00:44:38.3	20000m 00:48:59.9
405.		Pérez Miguel Ángel		1984	00:11:52.4	00:29:29.9	00:45:39.8	00:51:44.5	+00:15:15.3		
83.Men 31 - 40		2000m 00:05:31.9	4000m 00:11:04.5	6000m 00:15:11.4	8000m 00:19:26.7	10000m 00:23:41.4	12000m 00:28:04.2	14000m 00:33:22.2	16000m 00:38:51.3	18000m 00:44:13.1	20000m 00:48:35.5
406.		JONES Mark		1963	00:12:56.8	00:29:56.2	00:46:14.8	00:51:45.7	+00:15:16.5		
108.Men 51 - 60		2000m 00:05:59.0	4000m 00:11:43.7	6000m 00:15:56.4	8000m 00:20:08.2	10000m 00:24:08.5	12000m 00:28:19.1	14000m 00:33:27.0	16000m 00:38:54.0	18000m 00:44:23.4	20000m 00:48:46.6
407.		Storm Richard		1966	00:12:15.4	00:29:48.9	00:46:21.2	00:51:51.0	+00:15:21.8		
109.Men 51 - 60		2000m 00:05:36.9	4000m 00:11:29.9	6000m 00:15:39.5	8000m 00:19:46.9	10000m 00:23:46.2	12000m 00:28:03.2	14000m 00:33:23.0	16000m 00:38:51.2	18000m 00:44:39.1	20000m 00:49:06.7
408.		Teixeira Santos Luis		1965	00:11:48.4	00:29:21.0	00:45:56.1	00:51:57.1	+00:15:27.9		
110.Men 51 - 60		2000m 00:05:34.8	4000m 00:11:01.7	6000m 00:15:12.5	8000m 00:19:17.8	10000m 00:23:21.4	12000m 00:27:40.7	14000m 00:33:01.8	16000m 00:38:33.4	18000m 00:44:15.1	20000m 00:48:54.1
409.		Hába Jan		1980	00:16:30.1	00:32:13.9	00:47:19.1	00:52:01.0	+00:15:31.8		
164.Men 41 - 50		2000m 00:09:53.1	4000m 00:15:17.2	6000m 00:19:14.9	8000m 00:23:09.0	10000m 00:26:52.7	12000m 00:30:57.3	14000m 00:35:52.8	16000m 00:40:56.9	18000m 00:45:44.9	20000m 00:49:25.8
410.		Val Pierrick		1991	00:12:09.3	00:29:24.4	00:46:20.1	00:52:04.0	+00:15:34.8		
15.Men 21 - 30		2000m 00:05:25.0	4000m 00:11:20.0	6000m 00:15:29.3	8000m 00:19:32.6	10000m 00:23:33.0	12000m 00:27:52.2	14000m 00:33:12.2	16000m 00:38:52.0	18000m 00:44:36.3	20000m 00:49:09.5
411.		Leclerc Jean Claude		1944	00:12:02.1	00:29:50.7	00:46:18.2	00:52:04.3	+00:15:35.1		
35.Men 60+		2000m 00:05:27.5	4000m 00:11:11.7	6000m 00:15:25.2	8000m 00:19:40.7	10000m 00:23:49.3	12000m 00:28:20.3	14000m 00:33:40.0	16000m 00:39:09.2	18000m 00:44:45.2	20000m 00:49:09.8
412.		Szczygieł Mateusz		1978	00:13:02.6	00:29:50.9	00:46:54.9	00:52:06.0	+00:15:36.8		
165.Men 41 - 50		2000m 00:05:57.0	4000m 00:11:50.1	6000m 00:16:06.5	8000m 00:20:11.9	10000m 00:24:07.5	12000m 00:28:21.0	14000m 00:33:48.2	16000m 00:39:16.1	18000m 00:45:02.3	20000m 00:49:17.9
413.		Sąsiedzki Piotr		1969	00:13:06.9	00:30:45.8	00:46:25.2	00:52:07.1	+00:15:37.9		
111.Men 51 - 60		2000m 00:06:15.1	4000m 00:11:55.9	6000m 00:16:02.4	8000m 00:20:17.1	10000m 00:24:34.8	12000m 00:29:06.7	14000m 00:34:15.3	16000m 00:39:37.4	18000m 00:44:59.2	20000m 00:49:18.0
414.		Schlögel Tobias		1979	00:13:26.9	00:30:51.2	00:47:11.7	00:52:10.1	+00:15:40.9		
166.Men 41 - 50		2000m 00:06:30.3	4000m 00:12:41.4	6000m 00:16:52.9	8000m 00:21:06.3	10000m 00:25:04.9	12000m 00:29:09.2	14000m 00:34:21.4	16000m 00:39:40.3	18000m 00:45:15.6	20000m 00:49:28.8
415.		Grandolini Maurizio		1978	00:12:00.1	00:29:03.6	00:46:12.9	00:52:11.3	+00:15:42.1		
167.Men 41 - 50		2000m 00:05:18.7	4000m 00:10:50.9	6000m 00:14:57.0	8000m 00:19:06.8	10000m 00:23:06.0	12000m 00:27:17.9	14000m 00:32:43.7	16000m 00:38:21.8	18000m 00:44:27.2	20000m 00:49:10.8
416.		Prodhomme Rodolphe		1970	00:12:30.7	00:29:51.6	00:47:06.2	00:52:11.8	+00:15:42.6		
112.Men 51 - 60		2000m 00:05:50.7	4000m 00:11:42.8	6000m 00:15:46.4	8000m 00:19:59.0	10000m 00:24:05.6	12000m 00:28:22.4	14000m 00:33:39.0	16000m 00:39:21.6	18000m 00:45:04.6	20000m 00:49:31.8

ROUVY

ELITE

Santini

NUTREND®





























Rank abs/cat	Jersey	Name	CoR	DoB	INT1	INT2	INT3	Finishtime			
417.		Burgess David		1954	00:12:30.6	00:29:41.5	00:46:44.0	00:52:11.9	+00:15:42.7		
36.Men 60+											
		2000m	4000m	6000m	8000m	10000m	12000m	14000m	16000m	18000m	20000m
		00:05:52.2	00:11:44.1	00:15:50.3	00:20:15.9	00:23:57.5	00:27:56.0	00:33:10.9	00:38:51.0	00:44:53.5	00:49:33.0
		Username dburg									
418.		Hito Ben		1978	00:12:24.6	00:29:58.0	00:47:10.9	00:52:14.5	+00:15:45.3		
168.Men 41 - 50											
		2000m	4000m	6000m	8000m	10000m	12000m	14000m	16000m	18000m	20000m
		00:05:17.6	00:11:13.6	00:15:35.4	00:19:50.8	00:24:01.5	00:28:23.3	00:33:43.1	00:39:27.1	00:45:15.6	00:49:33.7
		Username benhito									
419.		Dingjan Edwin		1968	00:13:00.8	00:30:18.9	00:47:10.8	00:52:14.8	+00:15:45.6		
113.Men 51 - 60		Dutch Gravel riders									
		2000m	4000m	6000m	8000m	10000m	12000m	14000m	16000m	18000m	20000m
		00:05:57.8	00:11:51.9	00:16:05.3	00:20:20.0	00:24:27.5	00:28:47.6	00:34:09.2	00:39:48.2	00:45:14.5	00:49:32.7
		Username kinged									
420.		Pícha Marek		1986	00:11:51.9	00:29:23.9	00:47:01.2	00:52:14.9	+00:15:45.8		
84.Men 31 - 40											
		2000m	4000m	6000m	8000m	10000m	12000m	14000m	16000m	18000m	20000m
		00:05:10.5	00:11:03.9	00:15:26.8	00:19:52.9	00:23:46.3	00:27:53.2	00:33:11.1	00:38:47.2	00:44:54.5	00:49:33.8
		Username Marek_Pícha									
421.		Mak Tony		1969	00:12:14.6	00:30:11.1	00:46:22.1	00:52:19.9	+00:15:50.7		
114.Men 51 - 60		BFF									
		2000m	4000m	6000m	8000m	10000m	12000m	14000m	16000m	18000m	20000m
		00:05:14.7	00:10:55.9	00:16:02.6	00:20:34.4	00:24:37.5	00:28:48.5	00:33:57.5	00:39:14.3	00:44:56.0	00:49:16.7
		Username keep-riding									
422.		Zuniga Jose L		1971	00:13:24.7	00:31:03.2	00:47:11.6	00:52:23.1	+00:15:53.9		
169.Men 41 - 50											
		2000m	4000m	6000m	8000m	10000m	12000m	14000m	16000m	18000m	20000m
		00:05:54.8	00:12:31.4	00:16:54.0	00:21:13.3	00:25:21.9	00:29:42.6	00:34:37.5	00:39:50.4	00:45:15.7	00:49:29.8
		Username ZungJL									
423.		Drab Pawel		1966	00:15:03.4	00:32:23.0	00:46:54.4	00:52:27.6	+00:15:58.4		
115.Men 51 - 60		Rycerze Rolanda Maciejewski Team									
		2000m	4000m	6000m	8000m	10000m	12000m	14000m	16000m	18000m	20000m
		00:07:04.3	00:14:07.2	00:18:30.4	00:22:57.4	00:27:00.8	00:31:07.3	00:35:51.4	00:40:48.3	00:45:42.9	00:49:34.2
		Username pawel_drab									
424.		Šanc Petr		1980	00:12:06.1	00:29:22.7	00:46:21.1	00:52:27.6	+00:15:58.4		
170.Men 41 - 50		spsow.cz									
		2000m	4000m	6000m	8000m	10000m	12000m	14000m	16000m	18000m	20000m
		00:05:33.8	00:11:19.6	00:15:24.5	00:19:28.6	00:23:30.0	00:27:41.8	00:33:33.9	00:39:11.3	00:44:51.3	00:49:24.8
		Username petsanc									
425.		Issatt Simon		1966	00:12:15.3	00:29:54.0	00:46:52.0	00:52:34.8	+00:16:05.6		
116.Men 51 - 60											
		2000m	4000m	6000m	8000m	10000m	12000m	14000m	16000m	18000m	20000m
		00:05:26.8	00:11:28.0	00:15:46.2	00:20:05.8	00:24:09.3	00:28:22.0	00:33:43.2	00:39:18.5	00:45:07.6	00:49:46.6
		Username marcop4ever									
426.		Charlton Bobby		1975	00:12:02.5	00:30:47.1	00:47:06.2	00:52:44.4	+00:16:15.2		
171.Men 41 - 50											
		2000m	4000m	6000m	8000m	10000m	12000m	14000m	16000m	18000m	20000m
		00:05:33.8	00:11:04.6	00:15:35.6	00:20:24.2	00:24:47.9	00:29:06.3	00:34:17.5	00:39:53.3	00:45:20.4	00:49:55.0
		Username bobby1234									
427.		Fasoli Luca		1968	00:13:29.8	00:30:41.1	00:47:20.6	00:52:45.9	+00:16:16.8		
117.Men 51 - 60											
		2000m	4000m	6000m	8000m	10000m	12000m	14000m	16000m	18000m	20000m
		00:06:04.1	00:12:20.4	00:16:31.5	00:20:36.0	00:24:31.5	00:28:53.3	00:34:19.4	00:39:45.6	00:45:16.7	00:49:53.9
		Username lgf68									
428.		Hennings Christian		1978	00:12:27.6	00:30:07.1	00:47:27.0	00:52:48.9	+00:16:19.7		
172.Men 41 - 50											
		2000m	4000m	6000m	8000m	10000m	12000m	14000m	16000m	18000m	20000m
		00:05:45.1	00:11:39.0	00:15:48.4	00:20:09.2	00:24:06.3	00:28:22.1	00:33:40.4	00:39:31.3	00:45:29.7	00:50:02.8
		Username chrisblitz									
429.		Andráši Ctirad		1970	00:12:28.1	00:29:38.9	00:47:31.8	00:52:48.9	+00:16:19.7		
118.Men 51 - 60		2007_Cycling Team									
		2000m	4000m	6000m	8000m	10000m	12000m	14000m	16000m	18000m	20000m
		00:05:14.5	00:11:15.8	00:15:35.4	00:19:45.9	00:23:46.4	00:28:02.9	00:33:44.4	00:39:32.5	00:45:28.7	00:50:05.0
		Username user_192134									
430.		Hyland Ant (Chuck)		1964	00:13:06.9	00:30:19.0	00:47:36.6	00:52:49.2	+00:16:20.0		
119.Men 51 - 60		Tour dBedroom									
		2000m	4000m	6000m	8000m	10000m	12000m	14000m	16000m	18000m	20000m
		00:06:13.0	00:12:17.9	00:16:32.7	00:20:34.9	00:24:31.5	00:28:44.4	00:34:05.2	00:39:42.3	00:45:30.3	00:50:04.9
		Username chuckhyland									

ROUVY

ELITE

Santini

NUTREND®





























Rank abs/cat	Jersey	Name	CoR	DoB	INT1	INT2	INT3	Finishtime	
431.		Grifa Matthew		1980	00:12:59.9	00:30:16.1	00:47:19.5	00:53:02.6	+00:16:33.4
173.Men 41 - 50		2000m 00:05:55.0 4000m 00:11:45.0 6000m 00:16:04.6 8000m 00:20:19.1		Username mgrifa 10000m 00:24:22.6 12000m 00:28:33.5 14000m 00:33:50.3 16000m 00:39:31.7 18000m 00:45:35.9 20000m 00:50:14.2					
432.		Cammarata Michelangelo		1967	00:12:26.4	00:30:09.1	00:47:14.6	00:53:02.6	+00:16:33.4
120.Men 51 - 60		MEDIA 23 2000m 00:05:50.0 4000m 00:11:39.9 6000m 00:15:47.2 8000m 00:20:00.0		Username mcammarata2000 10000m 00:24:08.5 12000m 00:28:25.0 14000m 00:33:51.2 16000m 00:39:28.5 18000m 00:45:27.6 20000m 00:50:09.1					
433.		Greer Alistair		1970	00:13:01.0	00:30:18.9	00:47:37.4	00:53:06.4	+00:16:37.2
121.Men 51 - 60		2000m 00:05:56.1 4000m 00:11:54.8 6000m 00:16:00.6 8000m 00:20:13.1		Username alig 10000m 00:24:20.6 12000m 00:28:46.4 14000m 00:34:15.3 16000m 00:39:53.8 18000m 00:45:51.9 20000m 00:50:30.1					
434.		Bourgault Jean-baptiste		1980	00:12:24.7	00:30:17.9	00:47:31.7	00:53:11.6	+00:16:42.4
174.Men 41 - 50		2000m 00:05:22.8 4000m 00:11:11.8 6000m 00:15:23.3 8000m 00:19:41.8		Username jbbourgault 10000m 00:23:58.4 12000m 00:28:29.1 14000m 00:33:57.4 16000m 00:39:58.5 18000m 00:45:54.1 20000m 00:50:19.8					
435.		Kozyra Jacek		1971	00:13:12.5	00:30:50.7	00:47:43.4	00:53:13.4	+00:16:44.2
175.Men 41 - 50		Flaki wypruli na rowerze 2000m 00:05:59.1 4000m 00:12:21.2 6000m 00:16:42.7 8000m 00:20:53.4		Username wrednywirus 10000m 00:24:52.8 12000m 00:29:08.7 14000m 00:34:25.5 16000m 00:40:05.7 18000m 00:45:57.9 20000m 00:50:32.3					
436.		Govejsek Erik		1971	00:12:42.8	00:30:10.7	00:48:08.8	00:53:13.6	+00:16:44.4
176.Men 41 - 50		2000m 00:05:55.7 4000m 00:11:53.2 6000m 00:16:07.7 8000m 00:20:17.9		Username erikgovejsek 10000m 00:24:13.7 12000m 00:28:36.1 14000m 00:34:06.3 16000m 00:39:56.7 18000m 00:46:02.0 20000m 00:50:30.1					
437.		Vysoky James		1959	00:12:22.4	00:30:13.9	00:47:53.3	00:53:18.4	+00:16:49.3
37.Men 60+		The Cyclery Team 2000m 00:05:34.7 4000m 00:11:33.1 6000m 00:15:51.4 8000m 00:20:07.0		Username javysoky 10000m 00:24:09.4 12000m 00:28:21.5 14000m 00:33:58.5 16000m 00:39:40.5 18000m 00:45:43.6 20000m 00:50:29.3					
438.		Herron Roark		1949	00:12:53.9	00:31:05.0	00:47:28.6	00:53:24.1	+00:16:54.9
38.Men 60+		2000m 00:05:59.0 4000m 00:12:03.2 6000m 00:16:28.6 8000m 00:20:50.2		Username roark 10000m 00:24:58.7 12000m 00:29:20.4 14000m 00:34:43.4 16000m 00:40:11.7 18000m 00:45:51.6 20000m 00:50:24.0					
439.		Styles Andrew		1972	00:13:22.8	00:31:08.5	00:48:27.6	00:53:32.4	+00:17:03.2
177.Men 41 - 50		2000m 00:06:14.9 4000m 00:12:35.3 6000m 00:16:54.0 8000m 00:21:14.6		Username nobbystyles72 10000m 00:25:17.8 12000m 00:29:32.4 14000m 00:35:02.0 16000m 00:40:41.9 18000m 00:46:25.0 20000m 00:50:48.3					
440.		Herzog Patrick		1950	00:12:43.6	00:30:51.2	00:47:31.4	00:53:34.7	+00:17:05.5
39.Men 60+		2000m 00:05:49.8 4000m 00:11:48.7 6000m 00:16:13.7 8000m 00:20:34.9		Username Popeye50 10000m 00:24:47.8 12000m 00:29:07.7 14000m 00:34:26.5 16000m 00:40:06.4 18000m 00:45:54.7 20000m 00:50:28.0					
441.		Warren Alan		1953	00:13:25.6	00:31:31.6	00:48:00.5	00:53:35.5	+00:17:06.3
40.Men 60+		Triad Tri Team 2000m 00:05:55.9 4000m 00:12:38.2 6000m 00:16:46.7 8000m 00:21:18.4		Username abwarren5501 10000m 00:25:46.5 12000m 00:30:05.8 14000m 00:35:14.9 16000m 00:40:46.8 18000m 00:46:17.7 20000m 00:50:51.2					
442.		Schlichtig Alain		1966	00:12:25.5	00:29:40.8	00:47:24.5	00:53:38.7	+00:17:09.5
122.Men 51 - 60		CCL30 2000m 00:05:26.7 4000m 00:11:11.7 6000m 00:15:26.2 8000m 00:19:39.7		Username Alain.S_Quebec 10000m 00:23:47.3 12000m 00:28:04.2 14000m 00:33:44.5 16000m 00:39:31.7 18000m 00:45:35.8 20000m 00:50:32.3					
443.		Mallard Sebastien		1977	00:12:25.2	00:30:39.0	00:48:14.7	00:53:44.1	+00:17:14.9
178.Men 41 - 50		2000m 00:05:28.6 4000m 00:11:40.1 6000m 00:15:59.7 8000m 00:20:16.2		Username vsllpi 10000m 00:24:23.3 12000m 00:28:48.2 14000m 00:34:35.6 16000m 00:40:18.9 18000m 00:46:32.8 20000m 00:51:07.0					
444.		Rawley Kieran		1971	00:13:10.8	00:30:45.0	00:48:32.4	00:53:46.5	+00:17:17.3
179.Men 41 - 50		2000m 00:05:55.8 4000m 00:11:53.9 6000m 00:16:27.5 8000m 00:20:55.3		Username kieranrawley 10000m 00:24:57.7 12000m 00:29:13.6 14000m 00:34:43.4 16000m 00:40:24.0 18000m 00:46:27.8 20000m 00:51:10.0					

ROUVY

ELITE

Santini

NUTREND®





























Rank abs/cat	Jersey	Name	CoR	DoB	INT1	INT2	INT3	Finishtime	
445.		Miller Glenn Pictou County Cycle		1965	00:12:19.1	00:30:10.1	00:47:45.5	00:53:46.7	+00:17:17.5
123.Men 51 - 60		2000m 4000m 6000m 8000m 10000m 12000m 14000m 16000m 18000m 20000m							
		00:05:31.9 00:11:30.8 00:15:49.3 00:20:07.8 00:24:08.6 00:28:32.3 00:34:08.6 00:39:56.6 00:45:59.8 00:50:49.1							
446.		Mäkelä Jani		1972	00:12:33.0	00:31:09.7	00:48:28.6	00:53:47.2	+00:17:18.0
180.Men 41 - 50		2000m 4000m 6000m 8000m 10000m 12000m 14000m 16000m 18000m 20000m							
		00:05:23.8 00:11:25.9 00:15:51.6 00:20:13.1 00:24:31.5 00:29:04.5 00:34:43.8 00:40:34.7 00:46:43.2 00:51:11.3							
447.		Rodrigues Rui		1982	00:12:39.1	00:30:10.3	00:47:48.2	00:53:49.2	+00:17:20.1
85.Men 31 - 40		2000m 4000m 6000m 8000m 10000m 12000m 14000m 16000m 18000m 20000m							
		00:05:43.5 00:11:49.5 00:16:10.2 00:20:22.4 00:24:32.3 00:28:45.7 00:33:59.6 00:39:50.2 00:46:02.4 00:50:50.7							
448.		Koger Mathias WINVESTMENT		1963	00:12:31.2	00:30:14.0	00:48:34.9	00:53:52.5	+00:17:23.3
124.Men 51 - 60		2000m 4000m 6000m 8000m 10000m 12000m 14000m 16000m 18000m 20000m							
		00:05:56.1 00:11:42.1 00:15:55.5 00:20:07.9 00:24:15.3 00:28:39.2 00:34:11.2 00:40:11.6 00:46:30.1 00:51:09.2							
449.		Lopes Eduardo		1970	00:13:55.6	00:32:05.2	00:48:17.5	00:53:54.0	+00:17:24.9
125.Men 51 - 60		2000m 4000m 6000m 8000m 10000m 12000m 14000m 16000m 18000m 20000m							
		00:06:22.9 00:12:37.3 00:17:04.8 00:21:38.4 00:25:54.9 00:30:26.7 00:35:37.8 00:40:55.0 00:46:27.7 00:50:51.1							
450.		SEGAUD Christophe Bourg en Bresse Triathlon		1973	00:12:39.7	00:30:53.3	00:48:24.7	00:53:54.1	+00:17:24.9
181.Men 41 - 50		2000m 4000m 6000m 8000m 10000m 12000m 14000m 16000m 18000m 20000m							
		00:05:56.2 00:11:46.1 00:16:07.4 00:20:31.1 00:24:37.6 00:29:06.2 00:34:39.4 00:40:15.8 00:46:17.9 00:51:04.2							
451.		Leopold Les		1947	00:12:28.5	00:30:43.2	00:48:15.4	00:53:54.2	+00:17:25.0
41.Men 60+		2000m 4000m 6000m 8000m 10000m 12000m 14000m 16000m 18000m 20000m							
		00:05:45.0 00:11:36.1 00:15:57.4 00:20:20.2 00:24:32.8 00:28:56.7 00:34:29.7 00:40:15.0 00:46:15.1 00:50:51.4							
452.		poli claudio T3 triathlon		1977	00:13:24.7	00:32:09.3	00:48:10.6	00:53:55.5	+00:17:26.3
182.Men 41 - 50		2000m 4000m 6000m 8000m 10000m 12000m 14000m 16000m 18000m 20000m							
		00:06:08.1 00:12:32.2 00:17:02.9 00:21:38.3 00:26:11.5 00:30:38.2 00:35:33.8 00:41:00.9 00:46:39.3 00:51:04.2							
453.		-straka -martin GOOFY TEAM		1981	00:12:57.9	00:31:22.3	00:48:28.9	00:54:00.2	+00:17:31.0
86.Men 31 - 40		2000m 4000m 6000m 8000m 10000m 12000m 14000m 16000m 18000m 20000m							
		00:05:59.8 00:12:11.1 00:16:32.8 00:20:59.2 00:25:19.1 00:29:56.9 00:35:21.8 00:41:07.1 00:47:00.4 00:51:14.4							
454.		Catignani Gianluca BIKE DIVISION		1966	00:11:59.3	00:31:35.0	00:48:15.8	00:54:00.5	+00:17:31.3
126.Men 51 - 60		2000m 4000m 6000m 8000m 10000m 12000m 14000m 16000m 18000m 20000m							
		00:05:44.9 00:11:03.5 00:15:26.3 00:20:59.2 00:25:17.9 00:29:51.8 00:35:19.1 00:40:37.6 00:46:32.1 00:51:16.2							
455.		Hilliam Ed Lanterne Rouge		1966	00:12:14.5	00:30:09.8	00:48:20.6	00:54:01.1	+00:17:31.9
127.Men 51 - 60		2000m 4000m 6000m 8000m 10000m 12000m 14000m 16000m 18000m 20000m							
		00:05:30.8 00:11:26.6 00:15:39.3 00:19:58.9 00:24:08.7 00:28:32.1 00:34:15.4 00:40:05.9 00:46:06.6 00:50:57.2							
456.		M J		1957	00:13:51.9	00:31:46.7	00:48:43.1	00:54:02.7	+00:17:33.5
42.Men 60+		2000m 4000m 6000m 8000m 10000m 12000m 14000m 16000m 18000m 20000m							
		00:06:57.5 00:13:06.4 00:17:23.2 00:21:50.6 00:26:14.6 00:30:36.0 00:35:51.1 00:41:47.2 00:47:02.4 00:51:13.2							
457.		Hagger Mark		1957	00:12:56.0	00:31:01.0	00:48:17.5	00:54:04.3	+00:17:35.1
43.Men 60+		2000m 4000m 6000m 8000m 10000m 12000m 14000m 16000m 18000m 20000m							
		00:05:37.7 00:11:43.2 00:16:08.4 00:20:32.0 00:24:42.7 00:29:09.7 00:34:48.8 00:40:37.0 00:46:33.1 00:51:14.3							
458.		T O M A S P L Tomasz YelloBike Chorzów		1979	00:12:44.7	00:30:34.9	00:48:19.4	00:54:08.4	+00:17:39.2
183.Men 41 - 50		2000m 4000m 6000m 8000m 10000m 12000m 14000m 16000m 18000m 20000m							
		00:05:41.6 00:11:52.2 00:16:09.5 00:20:31.0 00:24:35.7 00:28:45.5 00:34:17.2 00:40:27.5 00:46:28.0 00:51:19.4							

ROUVY

ELITE

Santini

NUTREND®





























Rank abs/cat	Jersey	Name	CoR	DoB	INT1	INT2	INT3	Finishtime	
459.		Hume Larry Horizon 100		1947	00:12:53.7	00:31:09.8	00:48:21.7	00:54:08.5	+00:17:39.3
44.Men 60+		2000m 4000m 6000m 8000m 10000m 12000m 14000m 16000m 18000m 20000m							
		00:05:57.8 00:12:03.0 00:16:25.5 00:20:46.1 00:24:59.7 00:29:20.4 00:34:56.9 00:40:39.7 00:46:36.0 00:51:18.4							
460.		Bibich Andrei WTF-team (#pig_jog)		1970	00:14:15.1	00:31:50.2	00:49:17.7	00:54:09.8	+00:17:40.6
128.Men 51 - 60		2000m 4000m 6000m 8000m 10000m 12000m 14000m 16000m 18000m 20000m							
		00:06:36.1 00:13:01.5 00:17:31.9 00:21:54.4 00:25:58.0 00:30:12.8 00:35:34.9 00:41:19.0 00:47:18.1 00:51:37.1							
461.		Dubchenko Valery WTF - World Triathlon Friends		1986	00:13:57.1	00:32:02.2	00:48:59.8	00:54:10.1	+00:17:40.9
87.Men 31 - 40		2000m 4000m 6000m 8000m 10000m 12000m 14000m 16000m 18000m 20000m							
		00:07:07.2 00:12:58.4 00:17:29.8 00:21:58.8 00:25:57.1 00:30:09.9 00:35:32.9 00:41:20.0 00:47:20.1 00:51:37.4							
462.		Udell Galen		1963	00:12:12.3	00:30:08.0	00:48:37.6	00:54:13.6	+00:17:44.4
129.Men 51 - 60		2000m 4000m 6000m 8000m 10000m 12000m 14000m 16000m 18000m 20000m							
		00:05:23.7 00:11:22.8 00:15:41.1 00:20:00.7 00:24:06.2 00:28:32.2 00:34:13.6 00:40:10.6 00:46:20.9 00:51:20.3							
463.		Wilson Trevor		1958	00:13:33.8	00:31:35.4	00:48:34.5	00:54:13.9	+00:17:44.7
45.Men 60+		2000m 4000m 6000m 8000m 10000m 12000m 14000m 16000m 18000m 20000m							
		00:06:16.8 00:12:41.2 00:17:06.7 00:21:27.4 00:25:40.8 00:30:06.8 00:35:30.1 00:40:59.2 00:46:49.9 00:51:27.2							
464.		Vargas Rodrigo MR11		1973	00:12:58.7	00:31:01.4	00:47:53.3	00:54:14.2	+00:17:45.0
184.Men 41 - 50		2000m 4000m 6000m 8000m 10000m 12000m 14000m 16000m 18000m 20000m							
		00:05:58.1 00:12:03.3 00:16:26.9 00:20:47.0 00:25:04.1 00:29:36.6 00:34:58.7 00:40:35.8 00:46:20.0 00:50:54.4							
465.		Puttlitz Christian		1970	00:13:35.0	00:30:57.5	00:48:44.0	00:54:20.1	+00:17:50.9
130.Men 51 - 60		2000m 4000m 6000m 8000m 10000m 12000m 14000m 16000m 18000m 20000m							
		00:05:58.0 00:12:24.2 00:16:52.0 00:21:09.4 00:25:08.2 00:29:24.6 00:34:50.8 00:40:38.8 00:46:51.5 00:51:39.5							
466.		Gmo William		1961	00:14:10.0	00:31:36.0	00:49:06.2	00:54:20.8	+00:17:51.6
131.Men 51 - 60		2000m 4000m 6000m 8000m 10000m 12000m 14000m 16000m 18000m 20000m							
		00:07:13.5 00:13:20.7 00:17:33.0 00:21:41.3 00:25:40.2 00:29:52.9 00:35:17.7 00:40:53.1 00:47:01.4 00:51:38.5							
467.		Hamman Mark THATLLDO		1963	00:13:36.7	00:32:42.7	00:48:36.6	00:54:21.4	+00:17:52.2
132.Men 51 - 60		2000m 4000m 6000m 8000m 10000m 12000m 14000m 16000m 18000m 20000m							
		00:06:24.0 00:12:45.4 00:17:22.0 00:22:04.5 00:26:20.6 00:31:01.2 00:36:15.0 00:41:34.4 00:47:02.0 00:51:33.4							
468.		Lüghausen Michael RSC Buchholz e.V.		1965	00:13:12.9	00:31:07.2	00:48:47.7	00:54:21.9	+00:17:52.7
133.Men 51 - 60		2000m 4000m 6000m 8000m 10000m 12000m 14000m 16000m 18000m 20000m							
		00:06:28.9 00:12:25.5 00:16:43.9 00:21:06.4 00:25:16.0 00:29:40.7 00:35:10.8 00:40:53.1 00:46:45.4 00:51:27.4							
469.		Klausner Dan		1963	00:15:01.4	00:31:56.0	00:49:10.9	00:54:25.0	+00:17:55.8
134.Men 51 - 60		2000m 4000m 6000m 8000m 10000m 12000m 14000m 16000m 18000m 20000m							
		00:08:35.8 00:14:16.8 00:18:20.6 00:22:22.6 00:26:09.3 00:30:15.7 00:35:30.9 00:41:03.2 00:47:07.1 00:51:44.6							
470.		Graff Steve		1968	00:13:42.7	00:31:47.5	00:49:12.1	00:54:25.1	+00:17:55.9
135.Men 51 - 60		2000m 4000m 6000m 8000m 10000m 12000m 14000m 16000m 18000m 20000m							
		00:06:27.9 00:12:43.3 00:17:24.0 00:21:51.4 00:25:58.1 00:30:10.7 00:35:50.8 00:41:27.8 00:47:14.2 00:51:42.9							
471.		Hayward Michael Jersey Shore Triathlon Club		1965	00:12:39.7	00:31:11.7	00:48:56.7	00:54:30.9	+00:18:01.7
136.Men 51 - 60		2000m 4000m 6000m 8000m 10000m 12000m 14000m 16000m 18000m 20000m							
		00:05:45.8 00:11:45.8 00:16:19.8 00:20:42.0 00:24:57.8 00:29:22.7 00:35:00.7 00:40:49.6 00:46:52.0 00:51:31.2							
472.		Massara Marco		1968	00:12:41.3	00:30:53.1	00:48:52.6	00:54:36.2	+00:18:07.0
137.Men 51 - 60		2000m 4000m 6000m 8000m 10000m 12000m 14000m 16000m 18000m 20000m							
		00:05:55.8 00:11:51.2 00:16:07.7 00:20:29.3 00:24:39.9 00:29:09.4 00:34:41.7 00:40:36.8 00:46:40.1 00:51:34.3							

ROUVY

ELITE

Santini

NUTREND®





























Rank abs/cat	Jersey	Name	CoR	DoB	INT1	INT2	INT3	Finishtime			
473.		Puchala Henryk		1957	00:13:45.1	00:32:18.0	00:48:46.0	00:54:46.6	+00:18:17.4		
46.Men 60+											
		2000m	4000m	6000m	8000m	10000m	12000m	14000m	16000m	18000m	20000m
		00:06:28.0	00:12:53.8	00:17:20.0	00:21:46.9	00:26:05.6	00:30:35.3	00:36:12.6	00:41:44.4	00:47:12.4	00:51:41.4
474.		Gomez Martinez Jose Migue		1969	00:13:52.8	00:32:54.8	00:49:33.7	00:54:48.7	+00:18:19.5		
138.Men 51 - 60											
		2000m	4000m	6000m	8000m	10000m	12000m	14000m	16000m	18000m	20000m
		00:07:00.1	00:12:59.2	00:17:26.1	00:22:26.7	00:26:40.5	00:31:13.2	00:36:20.9	00:41:56.4	00:47:40.0	00:52:02.2
475.		de Keijzer Henk		1958	00:13:23.8	00:31:30.8	00:49:06.6	00:54:52.0	+00:18:22.8		
47.Men 60+											
		2000m	4000m	6000m	8000m	10000m	12000m	14000m	16000m	18000m	20000m
		00:06:08.0	00:12:11.0	00:16:37.9	00:21:04.5	00:25:22.7	00:29:43.5	00:35:19.0	00:41:07.8	00:47:01.1	00:51:45.1
476.		McClelland Jim		1961	00:13:23.6	00:32:29.4	00:49:11.9	00:54:57.1	+00:18:27.9		
139.Men 51 - 60											
		2000m	4000m	6000m	8000m	10000m	12000m	14000m	16000m	18000m	20000m
		00:06:12.1	00:12:15.4	00:16:18.9	00:21:18.4	00:26:02.2	00:30:46.9	00:35:55.8	00:41:37.4	00:47:30.6	00:52:10.3
477.		King Geoff		1963	00:13:00.6	00:31:42.5	00:49:07.1	00:55:00.2	+00:18:31.0		
140.Men 51 - 60											
		2000m	4000m	6000m	8000m	10000m	12000m	14000m	16000m	18000m	20000m
		00:05:58.9	00:12:11.0	00:16:24.8	00:21:14.6	00:25:30.8	00:29:51.6	00:35:44.8	00:41:22.2	00:47:31.3	00:52:02.2
478.		del Rosario Ferdinand		1970	00:14:28.7	00:32:49.2	00:49:23.1	00:55:11.0	+00:18:41.8		
141.Men 51 - 60		Sulong Triathlon Group									
		2000m	4000m	6000m	8000m	10000m	12000m	14000m	16000m	18000m	20000m
		00:06:39.9	00:13:12.5	00:17:50.2	00:22:18.5	00:26:38.4	00:31:04.9	00:36:27.1	00:42:06.4	00:47:48.3	00:52:08.4
479.		Moxon Andrew		1971	00:14:15.2	00:32:36.8	00:49:41.2	00:55:18.3	+00:18:49.1		
185.Men 41 - 50											
		2000m	4000m	6000m	8000m	10000m	12000m	14000m	16000m	18000m	20000m
		00:07:04.0	00:13:22.6	00:17:54.9	00:22:11.9	00:26:17.1	00:30:44.1	00:36:30.0	00:42:11.3	00:48:00.5	00:52:29.8
480.		MARCHAND Alain		1957	00:12:50.4	00:31:12.4	00:49:16.1	00:55:20.3	+00:18:51.1		
48.Men 60+		USMC les Clayes sous Bois									
		2000m	4000m	6000m	8000m	10000m	12000m	14000m	16000m	18000m	20000m
		00:05:44.0	00:11:36.7	00:16:01.4	00:20:25.1	00:24:47.9	00:29:29.5	00:35:24.0	00:41:16.8	00:47:25.4	00:52:17.5
481.		Pjatak Stanislav		1973	00:15:24.8	00:35:07.7	00:49:57.9	00:55:21.7	+00:18:52.5		
186.Men 41 - 50		CKT Svit									
		2000m	4000m	6000m	8000m	10000m	12000m	14000m	16000m	18000m	20000m
		00:06:57.5	00:14:06.7	00:19:03.5	00:23:56.4	00:28:35.4	00:33:21.9	00:38:41.2	00:43:36.9	00:48:42.7	00:52:36.4
482.		Zamudio Julián		1976	00:16:27.3	00:33:58.2	00:49:51.1	00:55:30.5	+00:19:01.3		
187.Men 41 - 50		Tigers Riders									
		2000m	4000m	6000m	8000m	10000m	12000m	14000m	16000m	18000m	20000m
		00:08:27.5	00:15:14.3	00:19:34.6	00:23:55.4	00:28:05.1	00:32:23.7	00:37:25.5	00:42:50.7	00:48:20.6	00:52:41.4
483.		Belo Francisco		2002	00:13:16.5	00:33:34.3	00:49:47.9	00:55:31.5	+00:19:02.3		
5.Men until 20		ADRAP									
		2000m	4000m	6000m	8000m	10000m	12000m	14000m	16000m	18000m	20000m
		00:05:49.7	00:12:28.2	00:18:14.1	00:22:11.5	00:26:46.3	00:31:33.4	00:37:06.5	00:42:45.8	00:48:07.3	00:52:43.4
484.		Zevallos Raul		1957	00:12:11.3	00:31:17.1	00:49:14.9	00:55:35.7	+00:19:06.5		
49.Men 60+		Team Portsmouth									
		2000m	4000m	6000m	8000m	10000m	12000m	14000m	16000m	18000m	20000m
		00:05:31.6	00:11:20.7	00:15:57.5	00:20:42.1	00:25:01.0	00:29:23.7	00:35:05.6	00:41:18.2	00:47:21.0	00:52:12.3
485.		Haga Oyvind		1966	00:12:44.4	00:31:57.5	00:50:21.0	00:55:44.2	+00:19:15.0		
142.Men 51 - 60		Lapdogs Cycling Club									
		2000m	4000m	6000m	8000m	10000m	12000m	14000m	16000m	18000m	20000m
		00:05:39.8	00:11:56.3	00:16:20.4	00:20:52.3	00:25:19.0	00:29:58.8	00:36:07.9	00:42:12.7	00:48:23.7	00:52:57.7
486.		Roche Cullen		1980	00:12:28.6	00:31:08.1	00:49:50.8	00:55:46.5	+00:19:17.3		
188.Men 41 - 50											
		2000m	4000m	6000m	8000m	10000m	12000m	14000m	16000m	18000m	20000m
		00:05:41.7	00:11:40.8	00:16:02.6	00:20:31.9	00:24:58.5	00:29:37.7	00:35:17.6	00:41:29.0	00:47:49.2	00:52:49.5

ROUVY

ELITE

Santini

NUTREND®

Rank abs/cat	Jersey	Name	CoR	DoB	INT1	INT2	INT3	Finishtime			
487.		Wolf Martin		1982	00:12:56.9	00:31:03.2	00:50:14.7	00:55:48.9	+00:19:19.7		
88.Men 31 - 40					Username sirweltbob						
		2000m	4000m	6000m	8000m	10000m	12000m	14000m	16000m	18000m	20000m
		00:05:37.8	00:11:45.8	00:16:04.4	00:20:25.0	00:24:38.5	00:29:06.3	00:34:57.6	00:41:12.2	00:47:54.5	00:52:56.6
488.		Celis Ricardo		1972	00:14:03.2	00:32:13.8	00:50:01.2	00:55:54.8	+00:19:25.6		
189.Men 41 - 50					Username rcelis						
		2000m	4000m	6000m	8000m	10000m	12000m	14000m	16000m	18000m	20000m
		00:06:51.3	00:13:11.6	00:17:52.2	00:22:11.9	00:26:10.4	00:30:36.2	00:36:13.2	00:42:12.6	00:48:15.7	00:53:02.6
489.		Podhorec Rasto		1972	00:12:37.7	00:30:52.5	00:50:13.2	00:55:58.9	+00:19:29.7		
190.Men 41 - 50					Username rastop						
		2000m	4000m	6000m	8000m	10000m	12000m	14000m	16000m	18000m	20000m
		00:05:56.8	00:11:50.8	00:16:02.5	00:20:19.9	00:24:34.7	00:29:13.3	00:36:55.0	00:42:40.0	00:48:41.7	00:53:09.7
490.		Cifoletti Elfidio		1962	00:16:42.0	00:34:41.6	00:50:53.4	00:56:04.4	+00:19:35.2		
143.Men 51 - 60					Username joinbici						
		2000m	4000m	6000m	8000m	10000m	12000m	14000m	16000m	18000m	20000m
		00:09:14.9	00:15:30.3	00:19:57.7	00:24:24.3	00:28:48.1	00:33:07.8	00:38:28.9	00:43:47.0	00:49:02.9	00:53:17.8
491.		Dias Andre		1975	00:14:45.1	00:32:58.0	00:50:45.4	00:56:04.8	+00:19:35.6		
191.Men 41 - 50					Username andregandaraodias						
		2000m	4000m	6000m	8000m	10000m	12000m	14000m	16000m	18000m	20000m
		00:07:09.5	00:13:54.7	00:18:32.4	00:22:56.8	00:27:02.8	00:31:25.5	00:36:54.5	00:42:40.8	00:48:39.5	00:53:19.8
492.		mleivat mik		1971	00:14:22.9	00:33:26.9	00:50:29.5	00:56:05.8	+00:19:36.6		
192.Men 41 - 50					Username mleivat						
		2000m	4000m	6000m	8000m	10000m	12000m	14000m	16000m	18000m	20000m
		00:06:44.1	00:13:04.4	00:17:50.9	00:22:33.9	00:27:02.6	00:31:36.5	00:37:33.8	00:43:08.8	00:48:33.5	00:53:05.8
493.		Bulín Petr		1971	00:19:32.1	00:35:34.5	00:50:58.5	00:56:07.8	+00:19:38.6		
193.Men 41 - 50					Username petrbulin71						
		2000m	4000m	6000m	8000m	10000m	12000m	14000m	16000m	18000m	20000m
		00:12:58.6	00:18:20.6	00:22:20.6	00:26:15.1	00:30:01.9	00:33:56.2	00:38:55.9	00:43:58.9	00:49:08.7	00:53:20.6
494.		Perrissoud Daniel		1947	00:12:46.5	00:31:50.2	00:49:56.0	00:56:07.8	+00:19:38.6		
50.Men 60+					Username perrissoud						
		2000m	4000m	6000m	8000m	10000m	12000m	14000m	16000m	18000m	20000m
		00:05:50.0	00:11:44.1	00:16:24.6	00:20:59.4	00:25:25.0	00:30:04.8	00:35:44.0	00:41:35.3	00:47:47.6	00:52:45.4
495.		Elliott Neil		1968	00:13:30.1	00:31:22.8	00:50:35.3	00:56:10.7	+00:19:41.5		
144.Men 51 - 60					Username nellie68						
		2000m	4000m	6000m	8000m	10000m	12000m	14000m	16000m	18000m	20000m
		00:06:17.9	00:12:41.5	00:17:07.8	00:21:33.6	00:25:28.9	00:29:33.6	00:35:03.6	00:41:23.1	00:48:31.8	00:53:32.9
496.		Lubberts Grieco		1963	00:18:09.9	00:34:45.9	00:50:46.4	00:56:10.8	+00:19:41.6		
145.Men 51 - 60					Username skik63						
		2000m	4000m	6000m	8000m	10000m	12000m	14000m	16000m	18000m	20000m
		00:11:06.9	00:16:59.6	00:21:08.6	00:25:15.8	00:29:11.4	00:33:17.0	00:38:28.1	00:43:47.0	00:49:15.8	00:53:32.8
497.		Marzatico Carlo		1952	00:13:30.0	00:32:14.9	00:50:37.4	00:56:15.1	+00:19:45.9		
51.Men 60+					Username kmarz						
		2000m	4000m	6000m	8000m	10000m	12000m	14000m	16000m	18000m	20000m
		00:06:18.2	00:12:37.4	00:17:16.8	00:21:52.7	00:26:17.3	00:30:47.0	00:36:20.3	00:42:17.6	00:48:28.8	00:53:14.5
498.		Schweigardt Jürgen		1959	00:13:16.5	00:31:31.5	00:50:28.1	00:56:19.4	+00:19:50.2		
52.Men 60+					Username skicurve						
		2000m	4000m	6000m	8000m	10000m	12000m	14000m	16000m	18000m	20000m
		00:06:29.9	00:12:24.1	00:16:43.6	00:20:53.1	00:25:04.7	00:29:37.6	00:35:24.8	00:41:45.2	00:48:24.5	00:53:26.9
499.		McCloskey Colin		1976	00:14:03.3	00:32:56.8	00:51:04.5	00:56:21.2	+00:19:52.0		
194.Men 41 - 50					Username Four_Hamburgers						
		2000m	4000m	6000m	8000m	10000m	12000m	14000m	16000m	18000m	20000m
		00:06:32.3	00:13:09.7	00:17:46.2	00:22:12.0	00:26:18.5	00:30:59.3	00:37:00.8	00:42:53.9	00:48:58.0	00:53:35.7
500.		Schindler Tad		1964	00:16:05.1	00:34:01.7	00:50:41.1	00:56:21.3	+00:19:52.1		
146.Men 51 - 60					Username tadschindler						
		2000m	4000m	6000m	8000m	10000m	12000m	14000m	16000m	18000m	20000m
		00:08:33.8	00:14:50.4	00:19:15.5	00:23:45.4	00:28:04.3	00:32:23.6	00:37:31.8	00:43:03.8	00:48:38.8	00:53:35.6





























ROUVY

ELITE

Santini

NUTREND®

The logo for RQUVY features a stylized yellow swoosh above the letters 'RQ', which are white. The letters 'UVY' are also white. The entire logo is set against a black background with a white diagonal stripe on the right side.




























Rank abs/cat	Jersey	Name	CoR	DoB	INT1	INT2	INT3	Finishtime	
515.		Salamino Giovanni Team Frizzera Market		1998	00:18:14.2	00:35:59.3	00:52:13.7	00:57:17.0	+00:20:47.8
16.Men 21 - 30		2000m 4000m 6000m 8000m 10000m 12000m 14000m 16000m 18000m 20000m							
		00:09:48.2 00:16:59.6 00:21:26.3 00:25:38.0 00:29:46.5 00:34:01.4 00:39:30.4 00:44:52.1 00:50:23.9 00:54:33.7							
516.		Botha Daniel Mark TriAnyone		1986	00:14:46.1	00:33:23.7	00:51:43.7	00:57:19.3	+00:20:50.1
92.Men 31 - 40		2000m 4000m 6000m 8000m 10000m 12000m 14000m 16000m 18000m 20000m							
		00:07:16.1 00:13:53.5 00:18:25.3 00:22:50.0 00:27:05.8 00:31:35.3 00:37:21.7 00:43:29.7 00:49:44.9 00:54:22.9							
517.		Burr Alan Dont wait for me		1952	00:13:16.0	00:33:10.8	00:51:54.6	00:57:41.4	+00:21:12.2
53.Men 60+		2000m 4000m 6000m 8000m 10000m 12000m 14000m 16000m 18000m 20000m							
		00:06:18.2 00:12:25.5 00:16:46.7 00:21:31.8 00:26:12.2 00:31:08.1 00:37:12.5 00:43:23.0 00:49:45.8 00:54:35.2							
518.		Sollazzo Fabrizio		1991	00:18:05.5	00:35:54.1	00:51:51.3	00:57:41.9	+00:21:12.7
17.Men 21 - 30		2000m 4000m 6000m 8000m 10000m 12000m 14000m 16000m 18000m 20000m							
		00:10:10.6 00:16:47.7 00:21:27.5 00:25:38.8 00:29:46.4 00:34:12.4 00:39:30.2 00:44:51.3 00:50:31.9 00:54:36.8							
519.		Sova Radek GOOFY TEAM		1965	00:13:45.1	00:33:13.2	00:52:05.5	00:57:45.3	+00:21:16.1
153.Men 51 - 60		2000m 4000m 6000m 8000m 10000m 12000m 14000m 16000m 18000m 20000m							
		00:06:13.9 00:12:53.4 00:17:29.8 00:22:03.6 00:26:35.2 00:31:25.0 00:37:23.8 00:43:42.8 00:50:09.9 00:55:05.0							
520.		Ben Moshe David		1967	00:12:11.4	00:31:55.5	00:52:29.8	00:58:10.6	+00:21:41.4
154.Men 51 - 60		2000m 4000m 6000m 8000m 10000m 12000m 14000m 16000m 18000m 20000m							
		00:05:37.0 00:11:25.9 00:16:00.5 00:20:24.1 00:25:00.8 00:29:55.6 00:36:06.9 00:43:09.6 00:50:23.8 00:55:11.9							
521.		Krolikowsky Andrey Starsky Cycling Club		1946	00:14:11.9	00:33:19.2	00:52:27.8	00:58:25.0	+00:21:55.8
54.Men 60+		2000m 4000m 6000m 8000m 10000m 12000m 14000m 16000m 18000m 20000m							
		00:06:32.1 00:13:13.4 00:17:47.9 00:22:19.8 00:26:41.2 00:31:14.4 00:37:17.6 00:43:31.1 00:50:03.9 00:55:20.0							
522.		Janigian Renie		1969	00:13:29.9	00:33:01.5	00:53:33.0	00:58:56.5	+00:22:27.3
155.Men 51 - 60		2000m 4000m 6000m 8000m 10000m 12000m 14000m 16000m 18000m 20000m							
		00:05:53.0 00:12:37.3 00:17:10.8 00:21:45.4 00:26:10.1 00:30:44.0 00:37:17.7 00:43:53.1 00:51:00.4 00:56:11.3							
523.		van Vreede Cees Piel's Cycling.		1947	00:15:16.5	00:34:46.6	00:53:31.7	00:59:20.5	+00:22:51.3
55.Men 60+		2000m 4000m 6000m 8000m 10000m 12000m 14000m 16000m 18000m 20000m							
		00:06:51.2 00:13:58.0 00:18:54.4 00:23:48.3 00:28:26.1 00:33:09.8 00:38:51.2 00:45:04.3 00:51:23.3 00:56:15.0							
524.		B-- J--		1977	00:13:59.0	00:35:07.8	00:54:19.4	00:59:39.9	+00:23:10.7
200.Men 41 - 50		2000m 4000m 6000m 8000m 10000m 12000m 14000m 16000m 18000m 20000m							
		00:06:14.1 00:12:59.7 00:17:46.3 00:22:36.8 00:27:44.2 00:33:12.2 00:39:42.7 00:46:05.9 00:52:18.4 00:56:47.6							
525.		Wutschka Jürgen		1972	00:14:02.9	00:33:51.4	00:54:15.4	00:59:41.5	+00:23:12.3
201.Men 41 - 50		2000m 4000m 6000m 8000m 10000m 12000m 14000m 16000m 18000m 20000m							
		00:06:06.9 00:12:49.2 00:17:30.9 00:22:18.8 00:26:52.7 00:31:39.5 00:38:05.8 00:44:52.1 00:51:46.3 00:56:57.6							
526.		elnen1 Alberto		1976	00:15:33.0	00:34:49.3	00:54:05.4	00:59:45.3	+00:23:16.1
202.Men 41 - 50		2000m 4000m 6000m 8000m 10000m 12000m 14000m 16000m 18000m 20000m							
		00:07:18.8 00:14:16.7 00:18:49.4 00:23:26.9 00:27:57.4 00:32:45.0 00:38:55.2 00:45:36.4 00:51:56.2 00:56:47.5							
527.		Kolenič Peter		1978	00:15:21.6	00:35:09.9	00:54:14.8	01:00:17.7	+00:23:48.5
203.Men 41 - 50		2000m 4000m 6000m 8000m 10000m 12000m 14000m 16000m 18000m 20000m							
		00:07:05.2 00:14:28.9 00:19:22.8 00:24:06.3 00:28:46.2 00:33:20.9 00:39:25.3 00:45:44.7 00:52:18.2 00:57:25.4							
528.		JOLU Erwan		1976	00:13:45.9	00:33:22.4	00:54:28.8	01:00:27.6	+00:23:58.4
204.Men 41 - 50		2000m 4000m 6000m 8000m 10000m 12000m 14000m 16000m 18000m 20000m							
		00:06:00.7 00:12:53.2 00:17:29.9 00:22:06.6 00:26:36.3 00:31:17.0 00:37:42.9 00:44:50.4 00:52:18.5 00:57:32.7							

ROUVY

ELITE

Santini

NUTREND®








Rank abs/cat	Jersey	Name	CoR	DoB	INT1	INT2	INT3	Finishtime			
529.		Funke Wolfgang		1958	00:15:06.1	00:35:08.9	00:54:40.8	01:00:35.4	+00:24:06.2		
56.Men 60+											
		2000m	4000m	6000m	8000m	10000m	12000m	14000m	16000m	18000m	20000m
		00:07:04.4	00:14:05.9	00:18:59.6	00:23:45.4	00:28:17.4	00:33:04.1	00:39:30.3	00:45:43.8	00:52:20.7	00:57:28.5
530.		Boschioli Maurizio		1964	00:13:32.3	00:32:53.5	00:55:04.4	01:00:39.1	+00:24:09.9		
156.Men 51 - 60											
		2000m	4000m	6000m	8000m	10000m	12000m	14000m	16000m	18000m	20000m
		00:05:46.7	00:12:19.2	00:16:58.0	00:21:39.7	00:26:03.0	00:30:49.0	00:37:30.9	00:44:45.3	00:52:24.6	00:57:56.6
531.		Leblanc Fernand		1955	00:15:10.5	00:35:04.1	00:54:58.4	01:00:43.6	+00:24:14.4		
57.Men 60+											
		2000m	4000m	6000m	8000m	10000m	12000m	14000m	16000m	18000m	20000m
		00:07:03.6	00:14:16.8	00:18:59.6	00:23:43.5	00:28:20.1	00:33:11.8	00:39:27.4	00:45:42.7	00:52:37.4	00:57:45.5
532.		Barros Leandro TREPANELAS		1983	00:13:43.7	00:34:00.5	00:54:02.9	01:00:47.2	+00:24:18.0		
93.Men 31 - 40											
		2000m	4000m	6000m	8000m	10000m	12000m	14000m	16000m	18000m	20000m
		00:06:15.0	00:12:28.1	00:17:28.0	00:22:12.7	00:27:13.6	00:32:32.7	00:39:00.2	00:46:11.9	00:52:35.7	00:57:09.2
533.		KALUZA Martin		1979	00:13:45.9	00:34:13.5	00:55:15.4	01:00:47.7	+00:24:18.6		
205.Men 41 - 50											
		2000m	4000m	6000m	8000m	10000m	12000m	14000m	16000m	18000m	20000m
		00:06:14.1	00:12:52.6	00:17:31.0	00:22:30.0	00:27:07.4	00:32:19.6	00:38:56.9	00:46:07.7	00:53:11.5	00:58:09.4
534.		Morton Andrew		1981	00:14:34.1	00:37:02.5	00:55:38.2	01:00:48.3	+00:24:19.1		
94.Men 31 - 40											
		2000m	4000m	6000m	8000m	10000m	12000m	14000m	16000m	18000m	20000m
		00:06:40.9	00:13:22.7	00:17:42.1	00:22:07.9	00:26:12.6	00:35:12.7	00:41:06.9	00:47:01.0	00:53:31.6	00:58:09.5
535.		Del Gaudio Giovanni		1961	00:15:10.5	00:35:04.7	00:56:00.9	01:01:28.6	+00:24:59.4		
157.Men 51 - 60											
		2000m	4000m	6000m	8000m	10000m	12000m	14000m	16000m	18000m	20000m
		00:06:52.2	00:14:15.2	00:19:07.4	00:23:49.3	00:28:19.1	00:33:04.1	00:39:37.4	00:46:29.8	00:53:32.6	00:58:41.4
536.		Brenes Juan Ramon Panzas		1967	00:14:23.0	00:35:07.3	00:55:35.8	01:01:37.9	+00:25:08.7		
158.Men 51 - 60											
		2000m	4000m	6000m	8000m	10000m	12000m	14000m	16000m	18000m	20000m
		00:06:17.9	00:13:23.4	00:18:23.5	00:23:06.2	00:27:49.8	00:32:53.1	00:39:16.5	00:46:05.1	00:53:06.5	00:58:29.4
537.		Pinckaers Jef		1951	00:15:44.8	00:36:30.5	00:56:04.4	01:01:40.6	+00:25:11.4		
58.Men 60+											
		2000m	4000m	6000m	8000m	10000m	12000m	14000m	16000m	18000m	20000m
		00:07:08.4	00:14:20.2	00:19:32.6	00:24:50.6	00:29:36.5	00:34:39.6	00:40:49.9	00:47:20.2	00:53:44.7	00:58:42.6
538.		Cushnie Jonathan		1960	00:13:53.0	00:34:46.2	00:55:58.6	01:01:48.8	+00:25:19.6		
59.Men 60+											
		2000m	4000m	6000m	8000m	10000m	12000m	14000m	16000m	18000m	20000m
		00:06:05.2	00:12:57.3	00:17:47.3	00:22:28.7	00:27:07.9	00:32:04.5	00:39:19.3	00:46:25.1	00:53:33.8	00:58:51.9
539.		Leclaire Pierre Team Vegan		1959	00:14:35.5	00:36:30.1	00:56:31.7	01:01:57.9	+00:25:28.7		
60.Men 60+											
		2000m	4000m	6000m	8000m	10000m	12000m	14000m	16000m	18000m	20000m
		00:06:44.0	00:13:33.8	00:18:49.6	00:24:07.5	00:29:11.3	00:34:25.5	00:41:10.3	00:48:06.6	00:54:37.2	00:59:04.9
540.		Menghi Pietro		1967	00:20:07.3	00:38:52.7	00:56:31.7	01:02:21.0	+00:25:51.8		
159.Men 51 - 60											
		2000m	4000m	6000m	8000m	10000m	12000m	14000m	16000m	18000m	20000m
		00:12:24.4	00:19:09.7	00:24:01.4	00:28:45.3	00:33:03.0	00:37:18.8	00:42:52.7	00:48:48.7	00:54:53.2	00:59:28.8
541.		DIAS HUGO Bandarras Clube Ciclismo de Trancoso		1973	00:14:00.1	00:36:10.3	00:56:10.1	01:02:33.4	+00:26:04.3		
206.Men 41 - 50											
		2000m	4000m	6000m	8000m	10000m	12000m	14000m	16000m	18000m	20000m
		00:06:21.1	00:12:53.6	00:18:12.3	00:23:27.1	00:28:21.4	00:34:27.4	00:40:33.9	00:47:11.3	00:53:51.8	00:59:08.7
542.		Beutler Art Oceanside Outrigger Canoe Club		1954	00:14:16.2	00:35:57.3	00:56:36.5	01:02:33.8	+00:26:04.6		
61.Men 60+											
		2000m	4000m	6000m	8000m	10000m	12000m	14000m	16000m	18000m	20000m
		00:06:29.3	00:13:12.7	00:18:24.2	00:23:43.1	00:28:47.5	00:34:00.4	00:40:20.8	00:47:09.2	00:53:56.9	00:59:28.7

ROUVY

ELITE

Santini

NUTREND®





























Rank abs/cat	Jersey	Name	CoR	DoB	INT1	INT2	INT3	Finishtime			
543.		Kienmayer Rainer		1969	00:14:51.5	00:36:06.3	00:56:48.8	01:02:42.2	+00:26:13.1		
160.Men 51 - 60											
		2000m	4000m	6000m	8000m	10000m	12000m	14000m	16000m	18000m	20000m
		00:06:42.3	00:13:52.8	00:19:03.6	00:23:58.2	00:28:45.3	00:33:51.1	00:40:34.8	00:47:16.1	00:54:20.7	00:59:35.5
		Username kimbo69									
544.		Bardelli Rudi		1954	00:14:31.1	00:34:29.7	00:57:01.7	01:02:46.1	+00:26:16.9		
62.Men 60+											
		2000m	4000m	6000m	8000m	10000m	12000m	14000m	16000m	18000m	20000m
		00:06:30.2	00:13:35.6	00:18:22.4	00:23:02.2	00:27:31.7	00:32:30.9	00:39:10.3	00:46:23.7	00:54:20.1	00:59:50.0
		Username rudili									
545.		Perry Tom		1945	00:15:32.4	00:36:41.3	00:56:39.8	01:02:56.8	+00:26:27.6		
63.Men 60+		Lollipop Guild Racing Team									
		2000m	4000m	6000m	8000m	10000m	12000m	14000m	16000m	18000m	20000m
		00:07:22.3	00:14:33.1	00:19:38.0	00:24:43.9	00:29:30.9	00:34:29.6	00:41:02.0	00:47:40.5	00:54:37.1	00:59:46.9
		Username tperry164									
546.		molina jose luis		1974	00:19:57.7	00:38:52.1	00:57:48.0	01:03:06.0	+00:26:36.8		
207.Men 41 - 50											
		2000m	4000m	6000m	8000m	10000m	12000m	14000m	16000m	18000m	20000m
		00:04:57.7	00:18:18.1	00:23:42.3	00:28:25.2	00:32:30.5	00:37:18.7	00:43:09.0	00:49:30.9	00:55:49.4	01:00:22.8
		Username joseluismolina34									
547.		Casentini Giancarlo		1961	00:15:00.1	00:35:41.9	00:57:09.2	01:03:15.0	+00:26:45.8		
161.Men 51 - 60		Cycleness									
		2000m	4000m	6000m	8000m	10000m	12000m	14000m	16000m	18000m	20000m
		00:06:38.0	00:13:42.7	00:18:43.3	00:23:36.4	00:28:19.3	00:33:26.9	00:40:11.8	00:47:10.3	00:54:29.8	01:00:08.6
		Username bowerman									
548.		Beisel Kai		1971	00:16:09.6	00:37:39.0	00:57:49.6	01:03:18.2	+00:26:49.0		
208.Men 41 - 50											
		2000m	4000m	6000m	8000m	10000m	12000m	14000m	16000m	18000m	20000m
		00:08:11.7	00:15:10.4	00:20:08.9	00:25:17.1	00:30:22.8	00:35:44.1	00:42:07.7	00:48:46.8	00:55:27.1	01:00:24.6
		Username kb1010									
549.		FUENTE JORDI		1971	00:14:54.3	00:36:14.5	00:57:19.4	01:03:18.5	+00:26:49.3		
209.Men 41 - 50											
		2000m	4000m	6000m	8000m	10000m	12000m	14000m	16000m	18000m	20000m
		00:06:38.1	00:14:01.7	00:19:05.8	00:24:16.8	00:29:04.3	00:33:55.1	00:40:46.8	00:47:50.4	00:55:12.2	01:00:28.0
		Username rokaexplorer									
550.		Michelsen Johan Petur		1967	00:15:15.4	00:35:23.7	00:58:17.6	01:04:11.4	+00:27:42.2		
162.Men 51 - 60		Rynkeby									
		2000m	4000m	6000m	8000m	10000m	12000m	14000m	16000m	18000m	20000m
		00:07:44.7	00:14:24.9	00:19:04.6	00:23:52.4	00:28:11.9	00:33:01.8	00:40:08.6	00:48:29.6	00:56:01.0	01:01:27.7
		Username johanpeturmichelsen									
551.		Banescu Johann		1980	00:15:53.9	00:37:27.6	00:58:17.8	01:04:25.8	+00:27:56.7		
210.Men 41 - 50											
		2000m	4000m	6000m	8000m	10000m	12000m	14000m	16000m	18000m	20000m
		00:07:17.2	00:14:36.0	00:19:43.9	00:24:48.6	00:29:48.7	00:35:11.6	00:41:56.2	00:48:54.8	00:56:12.1	01:01:25.9
		Username m4dm4x									
552.		Gott John		1956	00:14:22.1	00:35:42.7	00:58:39.5	01:04:31.4	+00:28:02.2		
64.Men 60+		Belper BC									
		2000m	4000m	6000m	8000m	10000m	12000m	14000m	16000m	18000m	20000m
		00:06:16.9	00:13:25.6	00:18:16.1	00:23:06.9	00:27:59.8	00:33:18.8	00:40:27.5	00:48:03.2	00:55:46.1	01:01:36.0
		Username johncameron1									
553.		Rothe Michael		1963	00:15:21.4	00:36:09.2	00:58:45.8	01:04:35.8	+00:28:06.6		
163.Men 51 - 60											
		2000m	4000m	6000m	8000m	10000m	12000m	14000m	16000m	18000m	20000m
		00:07:04.5	00:14:27.9	00:19:27.7	00:24:18.6	00:28:57.7	00:34:05.6	00:41:07.1	00:48:28.6	00:56:10.4	01:01:39.2
		Username michael-rothe									
554.		Drápalík Jan		1968	00:11:08.5	00:27:34.0	00:59:21.2	01:04:39.7	+00:28:10.5		
164.Men 51 - 60											
		2000m	4000m	6000m	8000m	10000m	12000m	14000m	16000m	18000m	20000m
		00:05:03.6	00:10:22.7	00:14:23.4	00:18:17.3	00:22:03.1	00:25:56.9	00:30:47.3	00:35:39.2	00:50:43.6	01:01:49.8
		Username jan.drapalik									
555.		Visser Cees-Jan		1972	00:13:13.8	00:34:37.0	00:58:38.3	01:04:54.4	+00:28:25.2		
211.Men 41 - 50		It Grutte Ferset									
		2000m	4000m	6000m	8000m	10000m	12000m	14000m	16000m	18000m	20000m
		00:05:45.0	00:12:15.9	00:17:06.8	00:21:58.4	00:26:46.7	00:32:16.9	00:39:28.3	00:47:31.6	00:55:50.1	01:01:43.2
		Username CeeJeeVee									
556.		Barrientos Javier		1966	00:15:37.6	00:37:50.2	01:00:14.4	01:05:38.7	+00:29:09.5		
165.Men 51 - 60											
		2000m	4000m	6000m	8000m	10000m	12000m	14000m	16000m	18000m	20000m
		00:07:01.3	00:14:48.9	00:19:52.9	00:25:18.9	00:30:14.8	00:35:32.7	00:42:40.7	00:50:02.1	00:57:45.4	01:03:03.4
		Username Barry_Bike									

ROUVY

ELITE

Santini

NUTREND®





























Rank abs/cat	Jersey	Name	CoR	DoB	INT1	INT2	INT3	Finishtime	
557.		Asztalos Laszlo		1972	00:17:23.1	00:39:00.0	01:00:18.5	01:05:47.0	+00:29:17.8
212.Men 41 - 50		2000m 00:07:54.5 4000m 00:16:05.6 6000m 00:21:11.3 8000m 00:26:21.6		Username asztaloslaszlo 10000m 00:31:22.1 12000m 00:36:38.2 14000m 00:43:45.0 16000m 00:50:50.1 18000m 00:57:50.3 20000m 01:03:00.2					
558.		Otterson Mark		1975	00:22:33.0	00:41:13.4	01:00:02.6	01:06:01.2	+00:29:32.0
213.Men 41 - 50		Avaya-GPS 2000m 00:16:07.7 4000m 00:21:45.8 6000m 00:25:43.4 8000m 00:29:49.7		Username markotterson 10000m 00:34:16.7 12000m 00:39:37.5 14000m 00:45:41.8 16000m 00:51:47.5 18000m 00:57:53.8 20000m 01:02:58.2					
559.		Tomaschko David		1975	00:16:17.9	00:37:47.7	01:00:49.0	01:06:29.2	+00:30:00.0
214.Men 41 - 50		GOOFY TEAM 2000m 00:07:10.4 4000m 00:14:53.2 6000m 00:20:12.9 8000m 00:25:22.9		Username artus 10000m 00:30:21.8 12000m 00:35:43.7 14000m 00:42:40.7 16000m 00:50:26.1 18000m 00:58:23.5 20000m 01:03:38.0					
560.		Chrapkowski Marcel		1983	00:17:31.9	00:38:59.1	01:01:36.0	01:07:25.5	+00:30:56.3
95.Men 31 - 40		RouvyPL 2000m 00:07:37.3 4000m 00:16:13.7 6000m 00:21:37.3 8000m 00:26:42.8		Username marquel 10000m 00:31:29.6 12000m 00:36:41.2 14000m 00:44:07.3 16000m 00:51:55.5 18000m 00:59:18.9 20000m 01:04:23.5					
561.		Temins Larry		1947	00:20:36.7	00:40:53.6	01:01:42.0	01:07:40.5	+00:31:11.3
65.Men 60+		2000m 00:12:24.2 4000m 00:19:12.5 6000m 00:24:24.2 8000m 00:29:20.5		Username giraffelt 10000m 00:34:04.8 12000m 00:38:58.0 14000m 00:45:25.4 16000m 00:52:13.1 18000m 00:59:16.1 20000m 01:04:34.3					
562.		Westly Jeff		1962	00:17:36.5	00:40:39.1	01:03:20.4	01:09:22.5	+00:32:53.3
166.Men 51 - 60		2000m 00:07:56.5 4000m 00:16:37.5 6000m 00:22:04.5 8000m 00:27:55.1		Username AckNack 10000m 00:33:13.0 12000m 00:38:52.2 14000m 00:45:34.8 16000m 00:52:54.8 18000m 01:00:41.0 20000m 01:06:17.7					
563.		Schmieding Pascal		1979	00:15:09.4	00:36:42.6	01:03:55.5	01:09:59.7	+00:33:30.5
215.Men 41 - 50		2000m 00:07:04.0 4000m 00:14:05.8 6000m 00:19:23.7 8000m 00:24:25.3		Username Pascals 10000m 00:29:21.2 12000m 00:34:29.2 14000m 00:42:05.6 16000m 00:53:30.1 18000m 01:01:22.5 20000m 01:06:48.9					
564.		Grosser EL LEO		1952	00:21:27.8	00:42:55.7	01:03:49.6	01:10:24.5	+00:33:55.3
66.Men 60+		TriTeam Merzbach 2000m 00:12:35.4 4000m 00:20:25.0 6000m 00:25:38.0 8000m 00:30:39.2		Username Multisport-Leo 10000m 00:35:38.9 12000m 00:40:58.8 14000m 00:47:32.1 16000m 00:54:33.1 18000m 01:01:42.1 20000m 01:07:14.0					
565.		Prins Co		1967	00:19:09.0	00:42:56.0	01:07:15.0	01:12:49.0	+00:36:19.8
167.Men 51 - 60		2000m 00:08:45.6 4000m 00:18:08.3 6000m 00:24:07.5 8000m 00:29:34.7		Username Copr 10000m 00:34:44.4 12000m 00:40:26.8 14000m 00:48:01.5 16000m 00:56:18.4 18000m 01:04:19.5 20000m 01:10:14.0					
566.		Valencia Alvaro		1946	00:19:20.0	00:41:49.6	01:07:42.8	01:13:19.0	+00:36:49.8
67.Men 60+		2000m 00:08:38.7 4000m 00:18:27.4 6000m 00:24:05.4 8000m 00:29:11.6		Username alvasan 10000m 00:34:02.3 12000m 00:39:07.4 14000m 00:47:05.2 16000m 00:55:44.3 18000m 01:04:33.5 20000m 01:10:38.2					
567.		Parker Steve		1962	00:17:58.5	00:41:01.2	01:08:15.9	01:14:49.1	+00:38:19.9
168.Men 51 - 60		2000m 00:08:35.8 4000m 00:16:39.6 6000m 00:22:07.8 8000m 00:27:44.8		Username sparker42 10000m 00:33:23.9 12000m 00:38:58.3 14000m 00:46:14.0 16000m 00:55:02.2 18000m 01:04:52.7 20000m 01:11:43.6					
568.		Grega Miloš		1973	00:19:43.6	00:43:58.0	01:09:55.8	01:16:08.6	+00:39:39.5
216.Men 41 - 50		2000m 00:08:52.8 4000m 00:18:17.6 6000m 00:24:15.3 8000m 00:30:03.8		Username Milos 10000m 00:35:33.1 12000m 00:41:29.3 14000m 00:49:34.7 16000m 00:58:08.8 18000m 01:06:59.0 20000m 01:11:43.0					
569.		Bilik Bruno		2005	00:19:15.5	00:47:50.5	01:16:30.1	01:23:29.3	+00:47:00.1
6.Men until 20		MOBILATAK 2000m 00:07:56.5 4000m 00:17:54.2 6000m 00:24:46.5 8000m 00:31:00.0		Username brunko 10000m 00:37:28.7 12000m 00:43:42.9 14000m 00:54:44.8 16000m 01:03:42.5 18000m 01:12:59.0 20000m 01:19:54.6					
570.		Smet Johan		1968	00:14:47.5	00:34:13.0	01:22:20.3	01:28:51.0	+00:52:21.8
169.Men 51 - 60		2000m 00:06:39.1 4000m 00:13:11.3 6000m 00:18:14.2 8000m 00:23:08.0		Username jsmet 10000m 00:27:27.8 12000m 00:32:13.8 14000m 00:39:01.2 16000m 00:45:25.8 18000m 01:19:38.6 20000m 01:25:34.2					

ROUVY

ELITE

Santini

NUTREND®

Rank abs/cat	Jersey	Name	CoR	DoB	INT1	INT2	INT3	Finishtime
571.		Bodenlos Jiří		1962	00:22:04.7	00:51:50.6	01:30:44.4	01:37:20.0 +01:00:50.9
170.Men 51 - 60		2000m 00:09:51.3 4000m 00:20:47.1 6000m 00:27:49.2 8000m 00:34:22.3 10000m 00:40:49.0 12000m 00:48:29.4 14000m 01:00:09.0 16000m 01:13:00.0 18000m 01:26:09.7 20000m 01:34:38.9						
		Petr Jiří		1979	00:08:04.7	00:20:49.2		DSQ
M 41-50		Salomon/Suunto 2000m 00:03:35.9 4000m 00:07:29.6 6000m 00:10:36.4 8000m 00:13:45.5 10000m 00:16:49.8 12000m 00:20:00.8 14000m 16000m 18000m 20000m						
		proaza Proaza jakimati		1973				DNF
M 41-50		Pegate Ahi 2000m 4000m 6000m 8000m 10000m 12000m 14000m 16000m 18000m 20000m						
		Barnett Drew		1974	00:10:19.4	00:25:45.3		DNF
M 41-50		Triswim 2000m 00:04:38.4 4000m 00:09:35.9 6000m 00:13:17.7 8000m 00:16:58.1 10000m 00:20:35.9 12000m 00:24:32.6 14000m 16000m 18000m 20000m						
		Prion Jean Maurice		1987				DNF
M 31-40		2000m 4000m 6000m 8000m 10000m 12000m 14000m 16000m 18000m 20000m						
		Allen Sam		1973				DNF
M 41-50		2000m 4000m 6000m 8000m 10000m 12000m 14000m 16000m 18000m 20000m						
		Maser Hula		1980	00:10:09.8	00:25:03.0		DNF
M 41-50		vendetta 2000m 00:04:44.5 4000m 00:09:30.9 6000m 00:13:00.3 8000m 00:16:35.7 10000m 00:20:06.0 12000m 00:23:48.6 14000m 00:28:18.4 16000m 18000m 20000m						
		Kauppinen Pasi		1971				DNF
M 41-50		2000m 00:05:05.9 4000m 00:10:15.6 6000m 8000m 10000m 12000m 14000m 16000m 18000m 20000m						
		Swain George		1965	00:10:35.6			DNF
M 51-60		Hudson Valley Randonneurs 2000m 00:04:47.7 4000m 00:09:51.3 6000m 00:13:40.9 8000m 00:19:52.1 10000m 12000m 14000m 16000m 18000m 20000m						
		Munkhammar Tobias		1991	00:10:34.9	00:24:57.7	00:38:32.2	DNF
M 21-30		Team Ted 2000m 00:04:42.5 4000m 00:09:32.1 6000m 00:13:05.6 8000m 00:16:40.9 10000m 00:20:09.7 12000m 00:23:51.4 14000m 00:28:09.9 16000m 00:32:35.5 18000m 00:37:03.2 20000m						
		Kanninga Roan		1985				DNF
M 31-40		Roan en Berdien 2000m 00:06:57.2 4000m 6000m 8000m 10000m 12000m 14000m 16000m 18000m 20000m						
		Ferrario Marco		1979				DNF
M 41-50		2000m 00:04:29.7 4000m 6000m 8000m 10000m 12000m 14000m 16000m 18000m 20000m						
		Maceček Martin		1970	00:11:55.1			DNF
M 51-60		2000m 00:05:25.8 4000m 00:11:10.0 6000m 8000m 10000m 12000m 14000m 16000m 18000m 20000m						
		Fee Rick		1972				DNF
M 41-50		Type 1 - Changing Diabetes! 2000m 00:07:23.4 4000m 6000m 8000m 10000m 12000m 14000m 16000m 18000m 20000m						

ROUVY

ELITE

Santini

NUTREND®